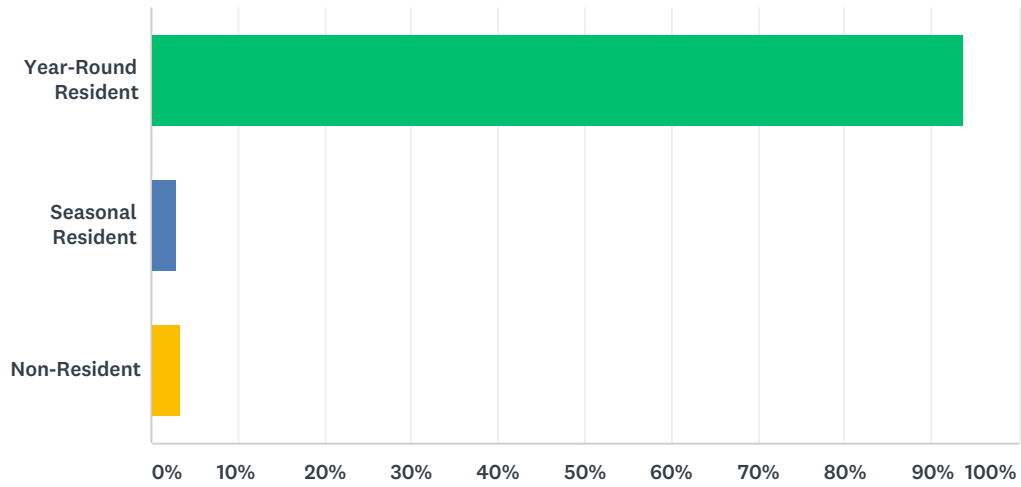


Q1 Please indicate your residency status:

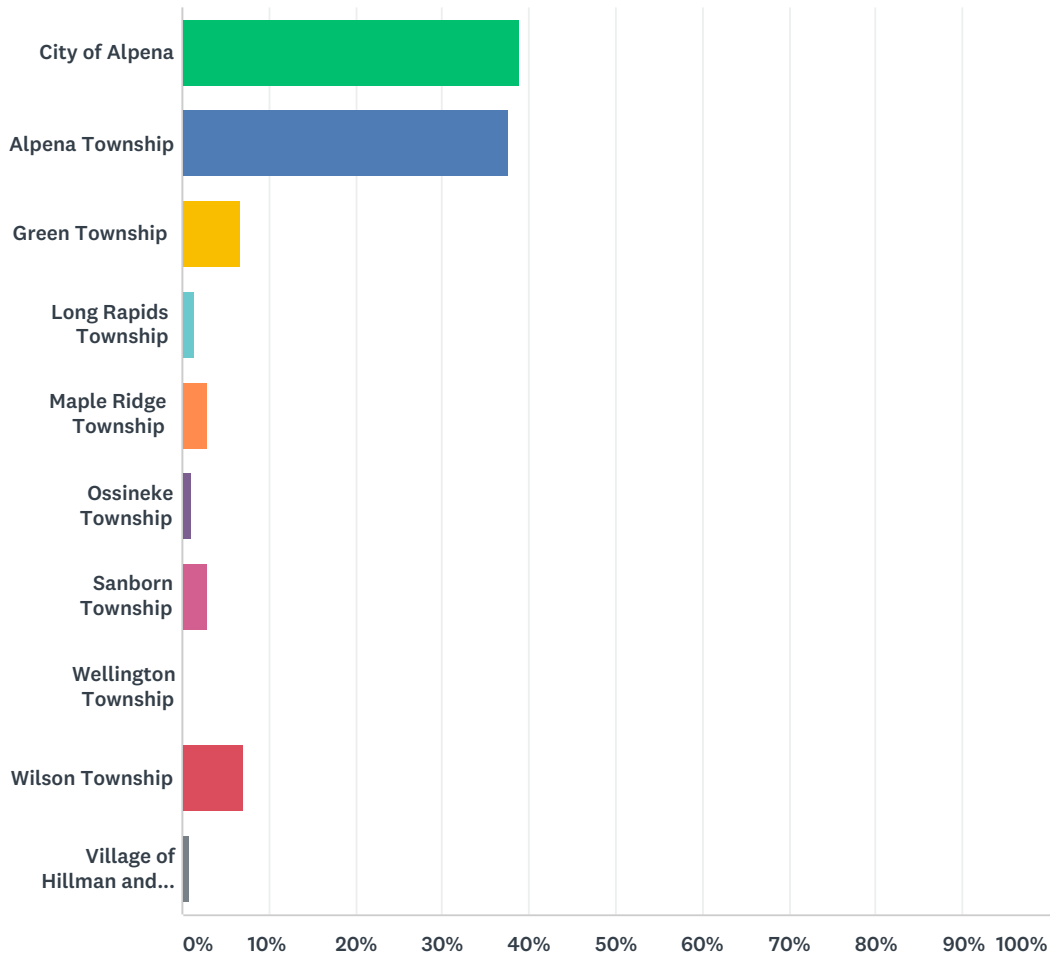
Answered: 269 Skipped: 4



ANSWER CHOICES	RESPONSES	
Year-Round Resident	93.68%	252
Seasonal Resident	2.97%	8
Non-Resident	3.35%	9
TOTAL		269

Q2 Where in Alpena County is your home located?

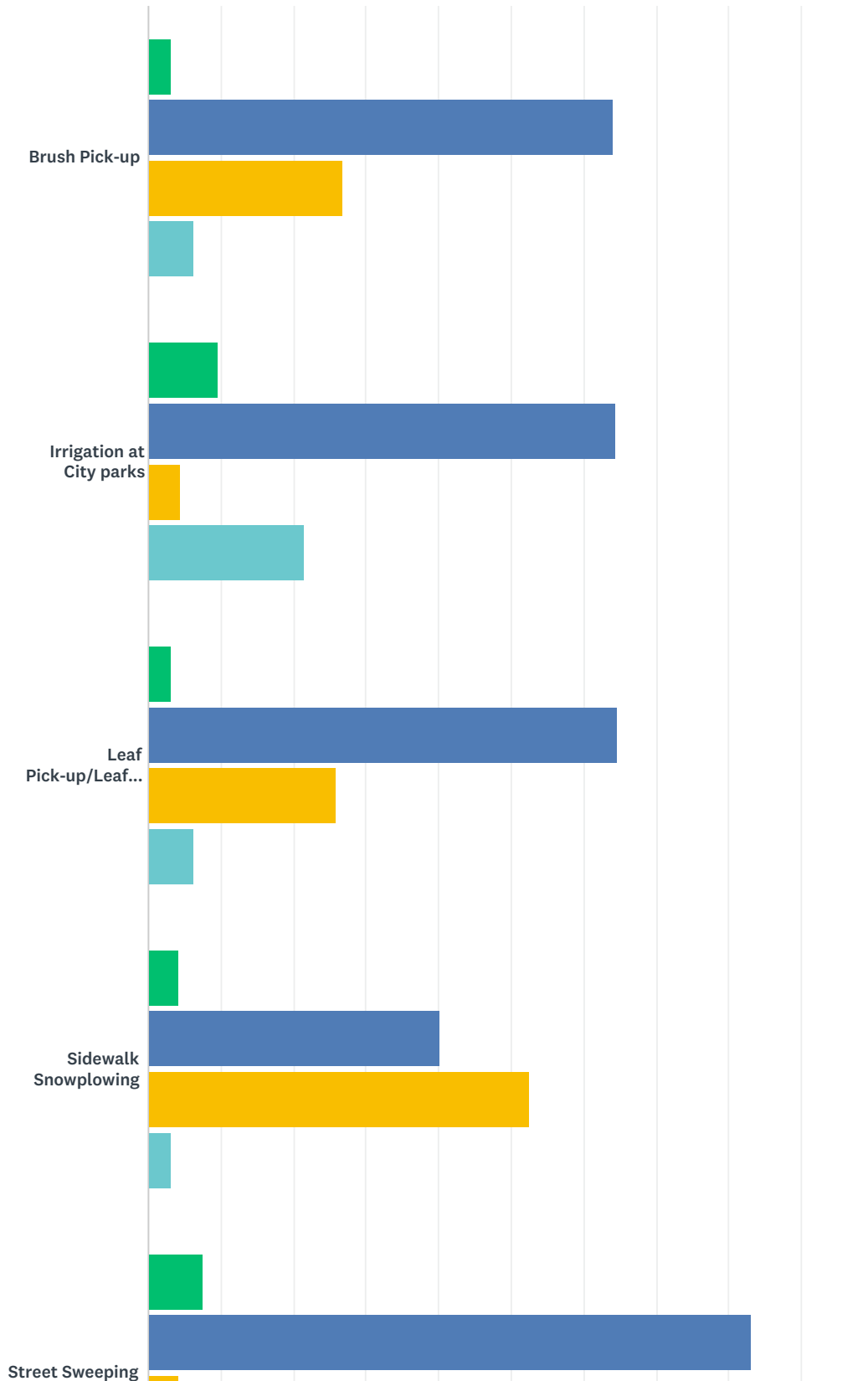
Answered: 265 Skipped: 8

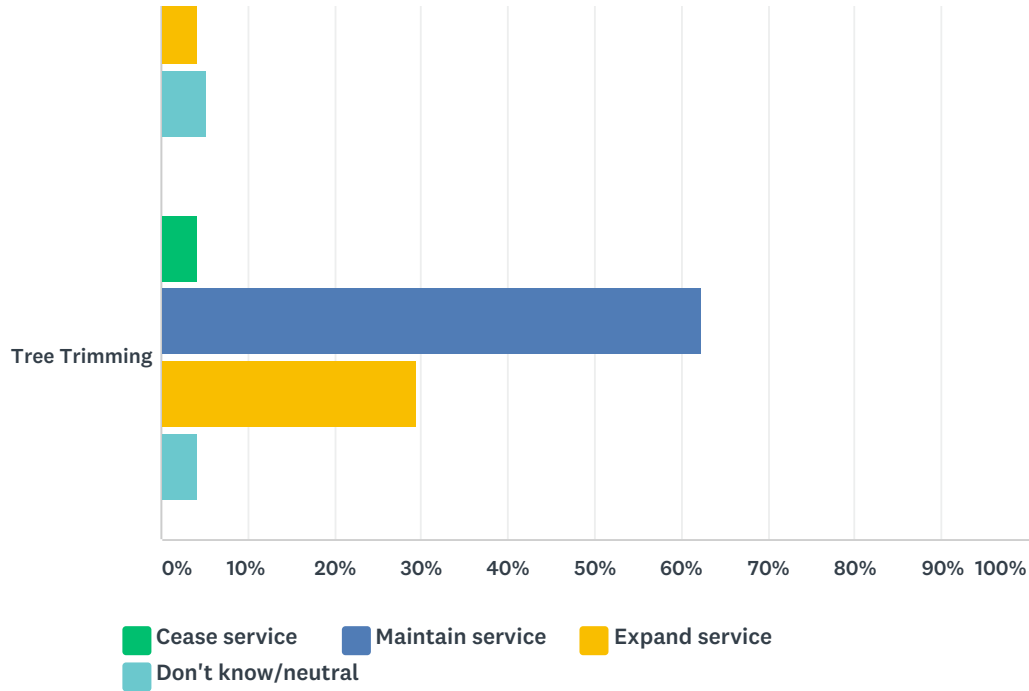


ANSWER CHOICES	RESPONSES	
City of Alpena	38.87%	103
Alpena Township	37.74%	100
Green Township	6.79%	18
Long Rapids Township	1.51%	4
Maple Ridge Township	3.02%	8
Ossineke Township	1.13%	3
Sanborn Township	3.02%	8
Wellington Township	0.00%	0
Wilson Township	7.17%	19
Village of Hillman and Green Township	0.75%	2
TOTAL		265

Q3 What priority should the City of Alpena place on the following services?

Answered: 98 Skipped: 175

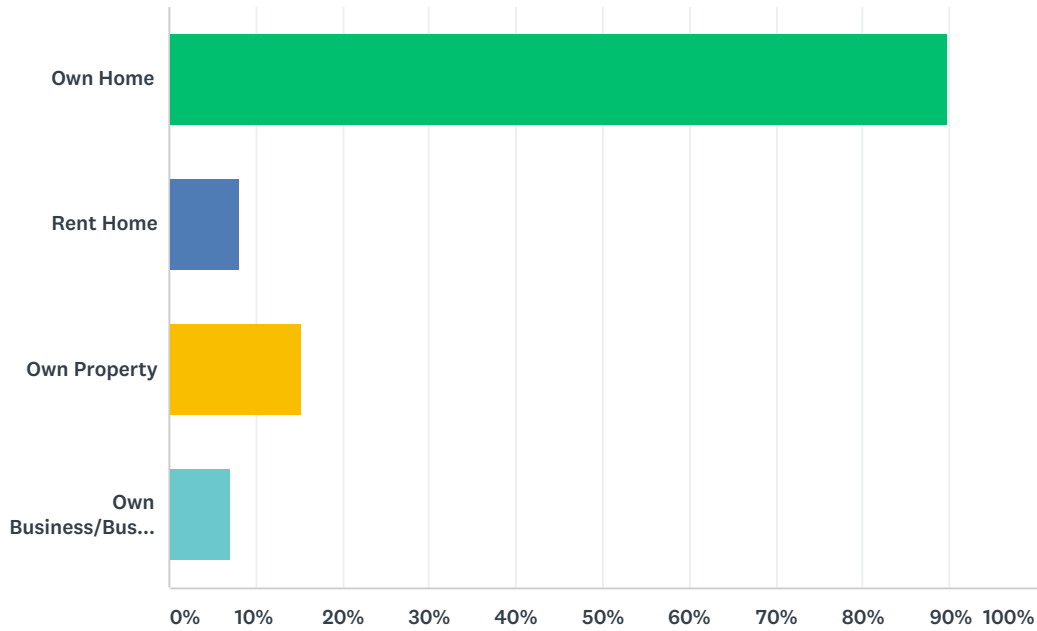




	CEASE SERVICE	MAINTAIN SERVICE	EXPAND SERVICE	DON'T KNOW/NEUTRAL	TOTAL
Brush Pick-up	3.09% 3	63.92% 62	26.80% 26	6.19% 6	97
Irrigation at City parks	9.68% 9	64.52% 60	4.30% 4	21.51% 20	93
Leaf Pick-up/Leaf Drop-off	3.13% 3	64.58% 62	26.04% 25	6.25% 6	96
Sidewalk Snowplowing	4.12% 4	40.21% 39	52.58% 51	3.09% 3	97
Street Sweeping	7.45% 7	82.98% 78	4.26% 4	5.32% 5	94
Tree Trimming	4.08% 4	62.24% 61	29.59% 29	4.08% 4	98

Q4 Please indicate your property interest within Alpena County (mark all that apply):

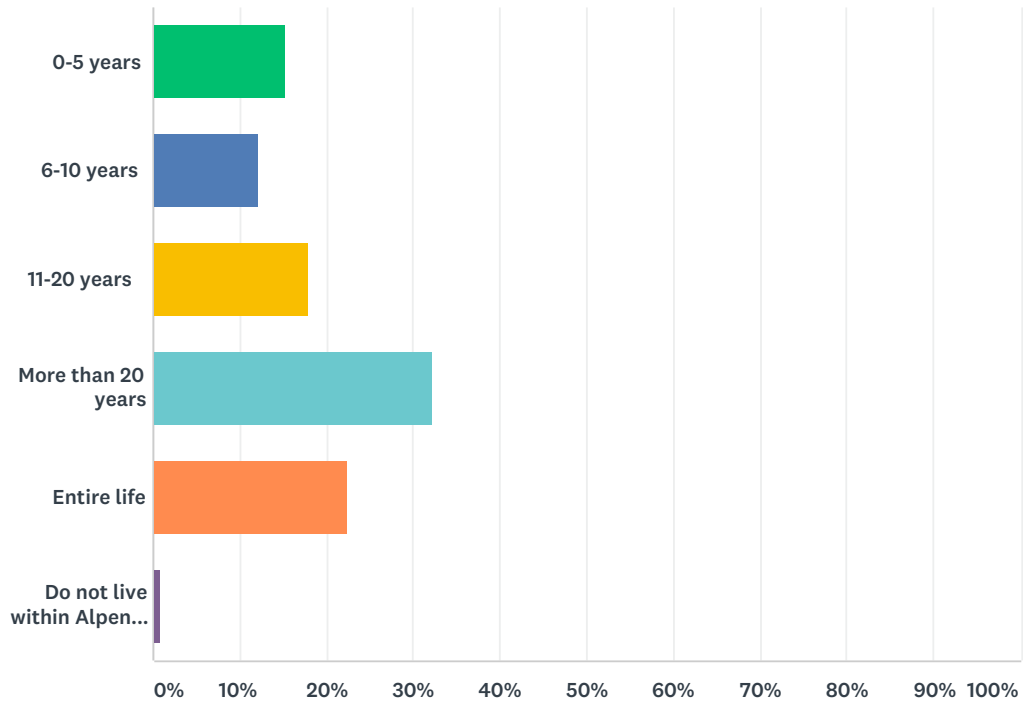
Answered: 255 Skipped: 18



ANSWER CHOICES	RESPONSES	
Own Home	89.80%	229
Rent Home	8.24%	21
Own Property	15.29%	39
Own Business/Business Property	7.06%	18
Total Respondents: 255		

Q5 How long have you lived or owned property in Alpena County?

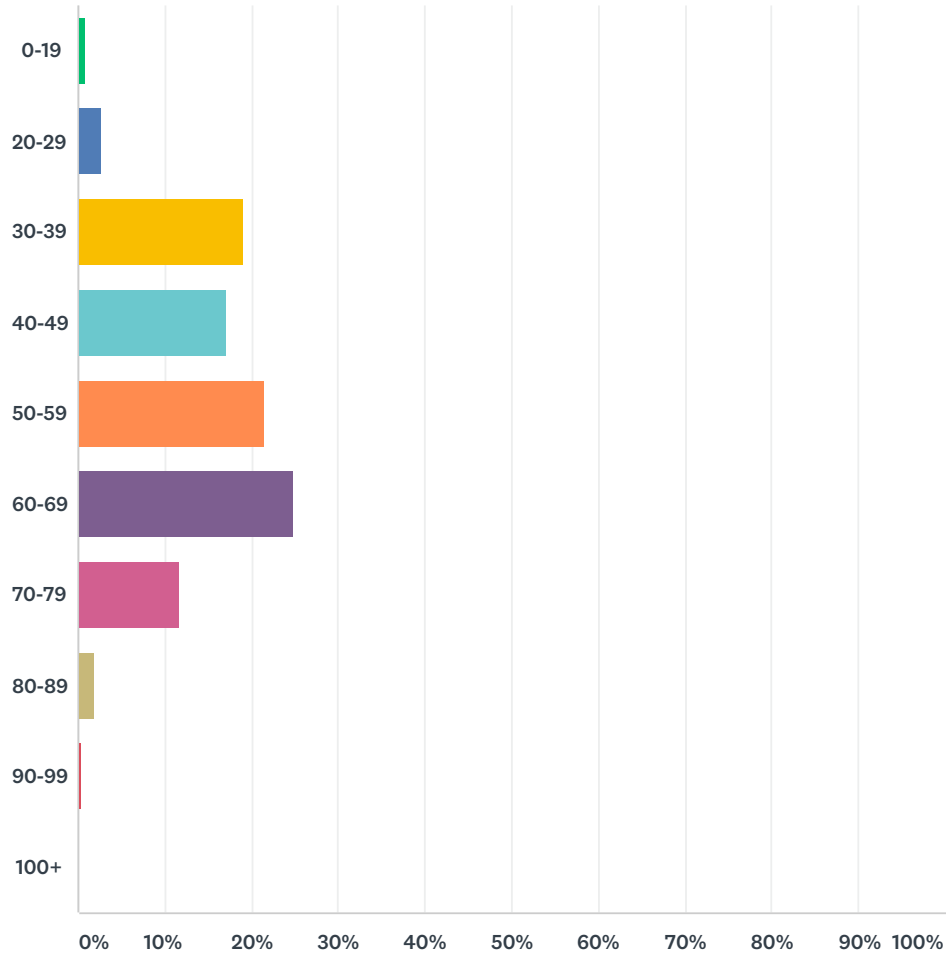
Answered: 255 Skipped: 18



ANSWER CHOICES	RESPONSES	
0-5 years	15.29%	39
6-10 years	12.16%	31
11-20 years	18.04%	46
More than 20 years	32.16%	82
Entire life	22.35%	57
Do not live within Alpena County	0.78%	2
Total Respondents: 255		

Q6 What is your age group?

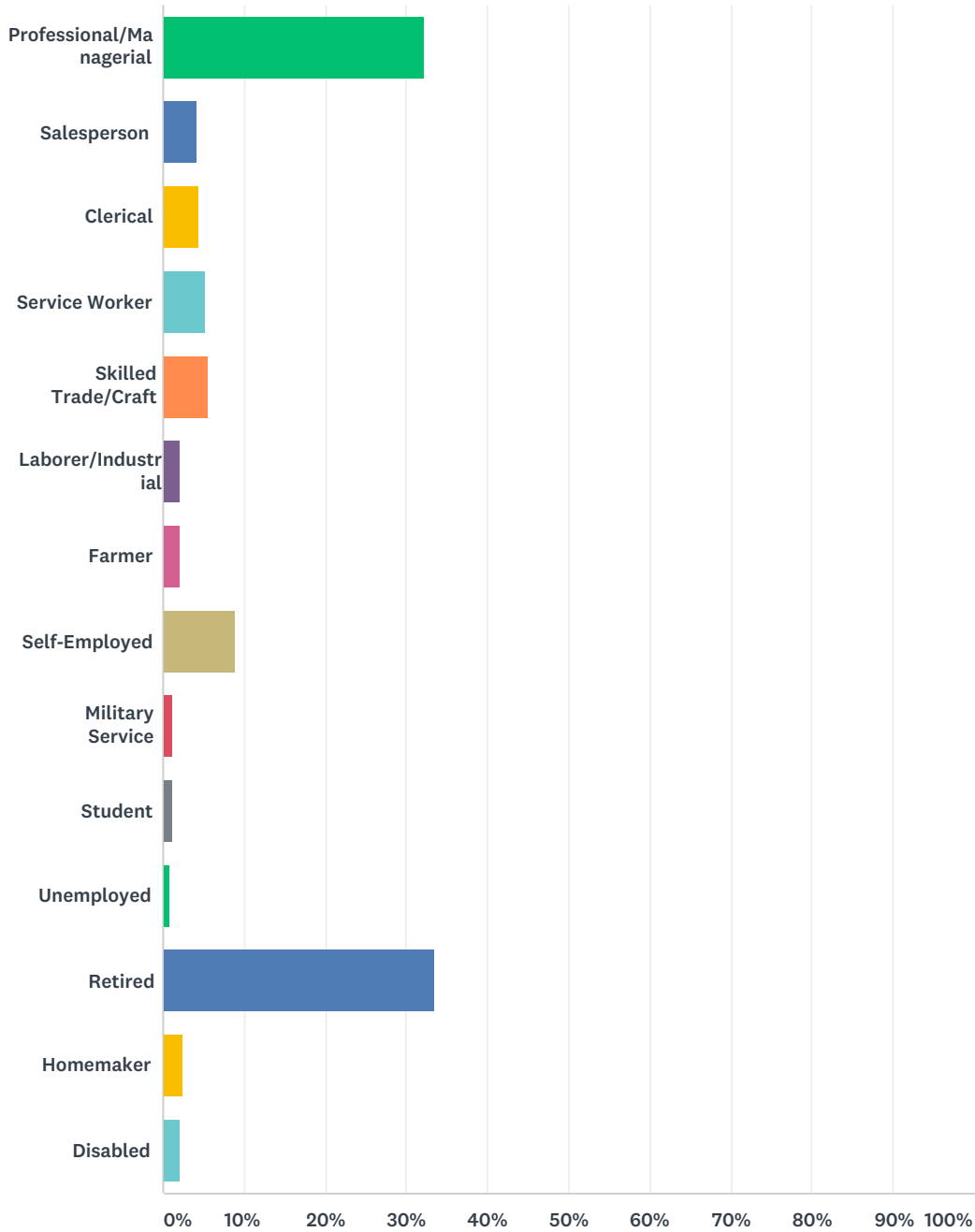
Answered: 256 Skipped: 17



ANSWER CHOICES	RESPONSES
0-19	0.78% 2
20-29	2.73% 7
30-39	19.14% 49
40-49	17.19% 44
50-59	21.48% 55
60-69	25.00% 64
70-79	11.72% 30
80-89	1.95% 5
90-99	0.39% 1
100+	0.00% 0
Total Respondents: 256	

Q7 What is your primary occupation?

Answered: 245 Skipped: 28

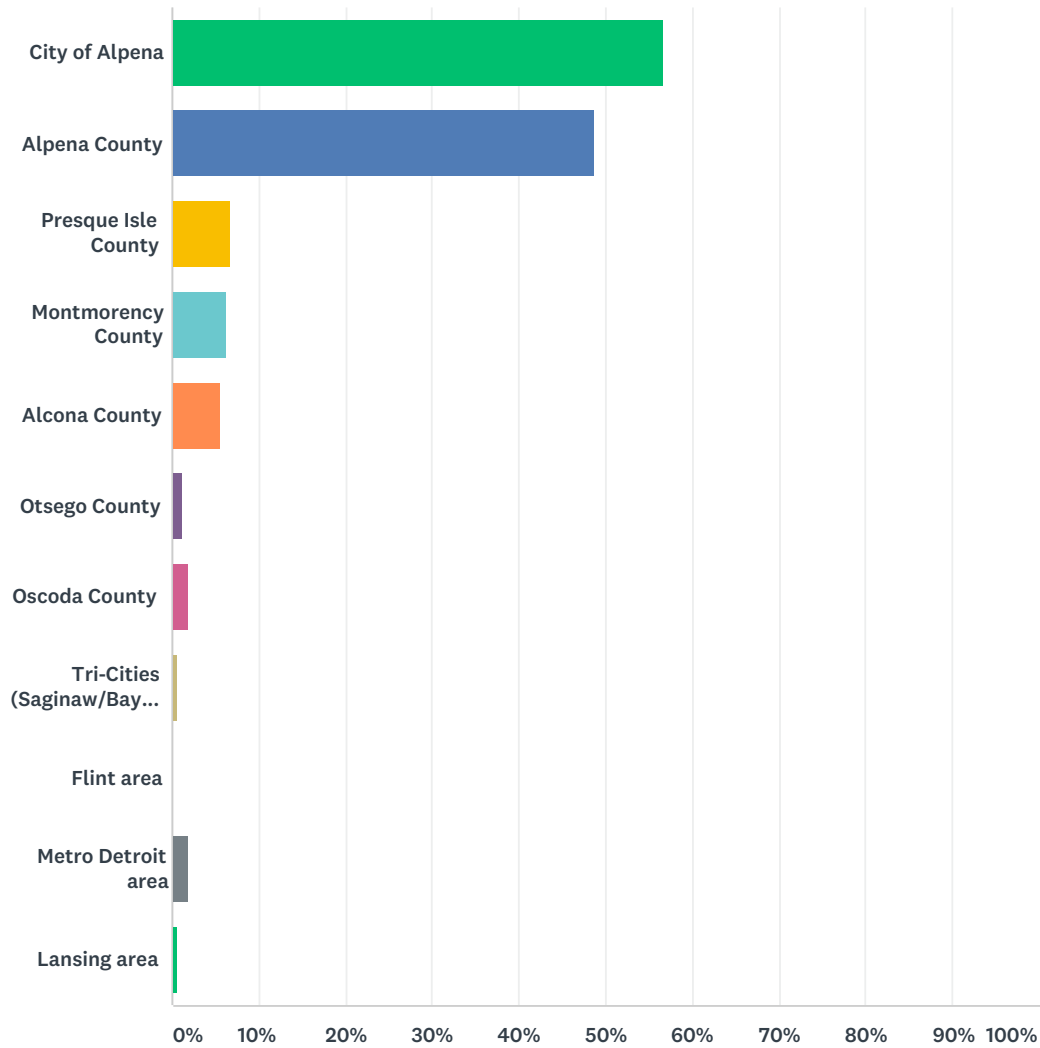


ANSWER CHOICES	RESPONSES	
Professional/Managerial	32.24%	79
Salesperson	4.08%	10
Clerical	4.49%	11
Service Worker	5.31%	13
Skilled Trade/Craft	5.71%	14

Laborer/Industrial	2.04%	5
Farmer	2.04%	5
Self-Employed	8.98%	22
Military Service	1.22%	3
Student	1.22%	3
Unemployed	0.82%	2
Retired	33.47%	82
Homemaker	2.45%	6
Disabled	2.04%	5
Total Respondents: 245		

Q8 If working, where do you work?

Answered: 162 Skipped: 111

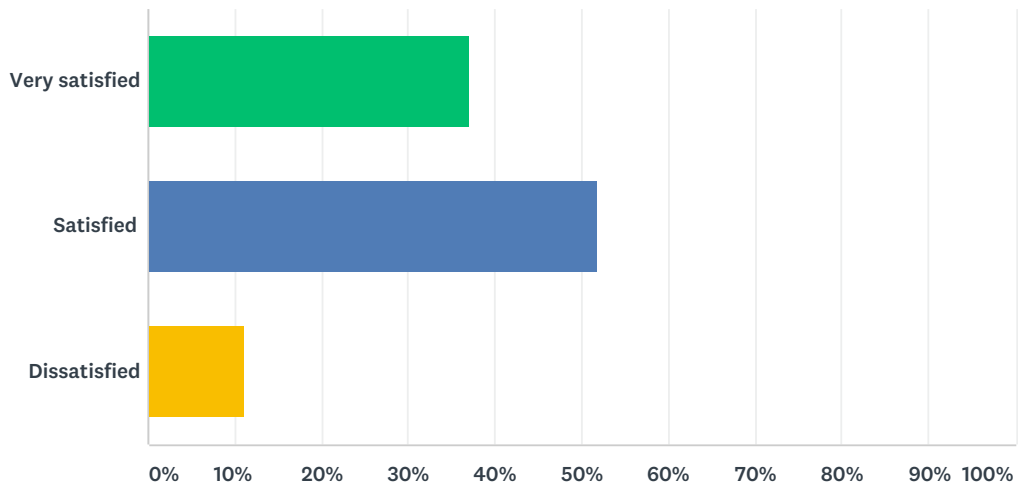


ANSWER CHOICES	RESPONSES	
City of Alpena	56.79%	92
Alpena County	48.77%	79
Presque Isle County	6.79%	11
Montmorency County	6.17%	10
Alcona County	5.56%	9
Otsego County	1.23%	2
Oscoda County	1.85%	3
Tri-Cities (Saginaw/Bay City/Midland)	0.62%	1
Flint area	0.00%	0
Metro Detroit area	1.85%	3

Lansing area	0.62%	1
Total Respondents: 162		

Q9 Generally speaking, how satisfied are you with your community in Alpena County as a place to live or own property?

Answered: 216 Skipped: 57



ANSWER CHOICES	RESPONSES
Very satisfied	37.04% 80
Satisfied	51.85% 112
Dissatisfied	11.11% 24
TOTAL	216

Q10 What 3 things do you like most about your community in Alpena (3 biggest assets)?

Answered: 198 Skipped: 75

ANSWER CHOICES	RESPONSES	
1.	100.00%	198
2.	94.95%	188
3.	90.40%	179

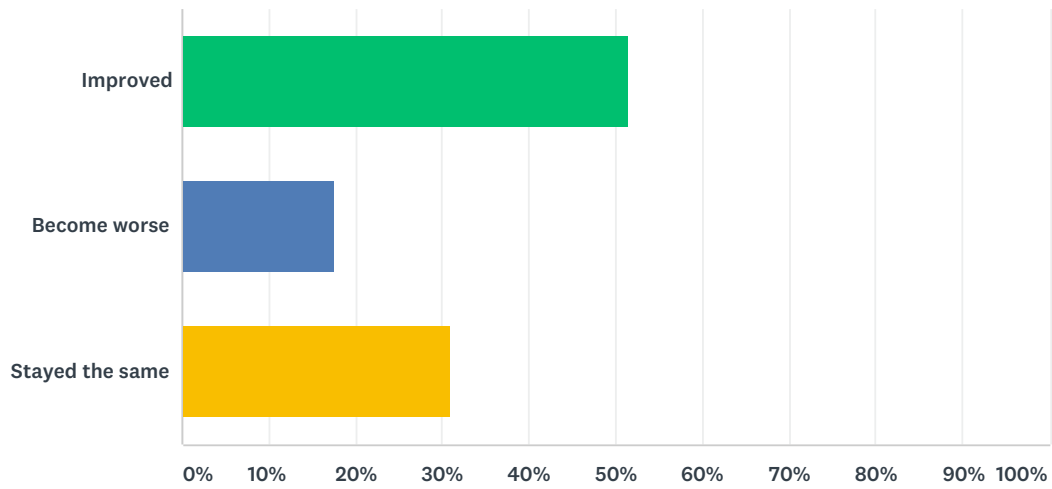
Q11 What 3 things do you dislike most about your community in Alpena (3 biggest problems)?

Answered: 193 Skipped: 80

ANSWER CHOICES	RESPONSES	
1.	100.00%	193
2.	92.23%	178
3.	82.38%	159

Q12 Since you have been here, what has happened to the quality of life in the area?

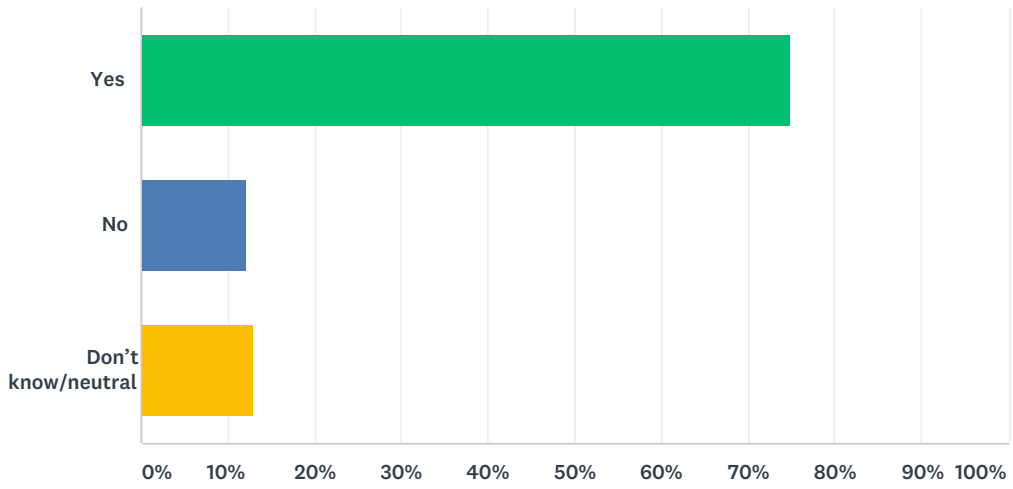
Answered: 216 Skipped: 57



ANSWER CHOICES	RESPONSES	
Improved	51.39%	111
Become worse	17.59%	38
Stayed the same	31.02%	67
TOTAL		216

Q13 Do you think people in Alpena share a sense of community?

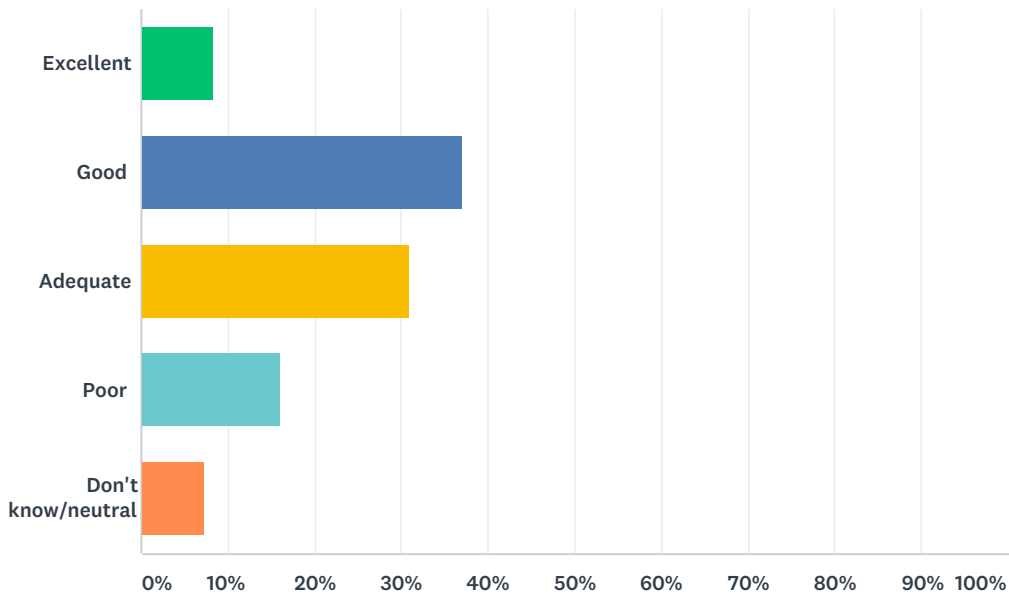
Answered: 215 Skipped: 58



ANSWER CHOICES	RESPONSES	
Yes	74.88%	161
No	12.09%	26
Don't know/neutral	13.02%	28
TOTAL		215

Q14 What is the quality of services provided by your local government (township or city)?

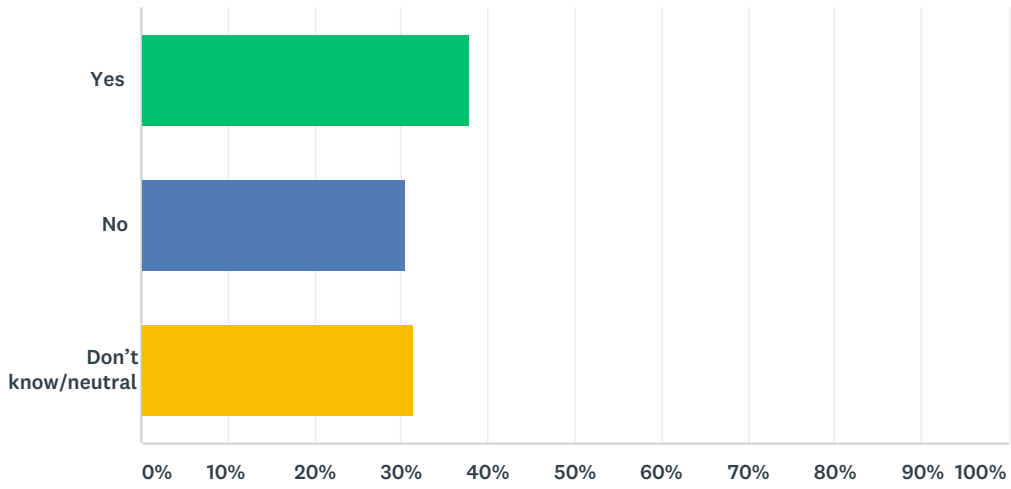
Answered: 216 Skipped: 57



ANSWER CHOICES	RESPONSES	
Excellent	8.33%	18
Good	37.04%	80
Adequate	31.02%	67
Poor	16.20%	35
Don't know/neutral	7.41%	16
TOTAL		216

Q15 Do you feel your local government here is responsive to your needs?

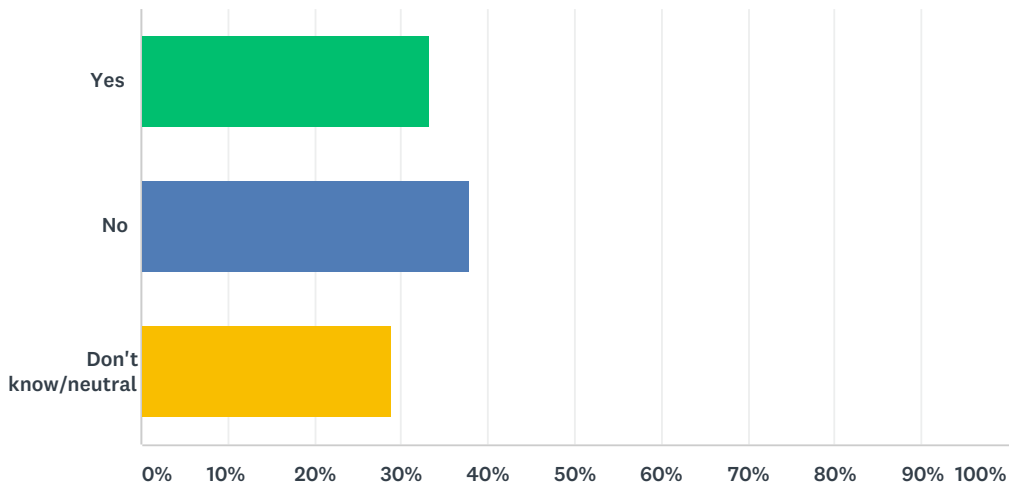
Answered: 216 Skipped: 57



ANSWER CHOICES	RESPONSES	
Yes	37.96%	82
No	30.56%	66
Don't know/neutral	31.48%	68
TOTAL		216

Q16 Do you feel your local government plans and works well with other entities to improve the quality of life?

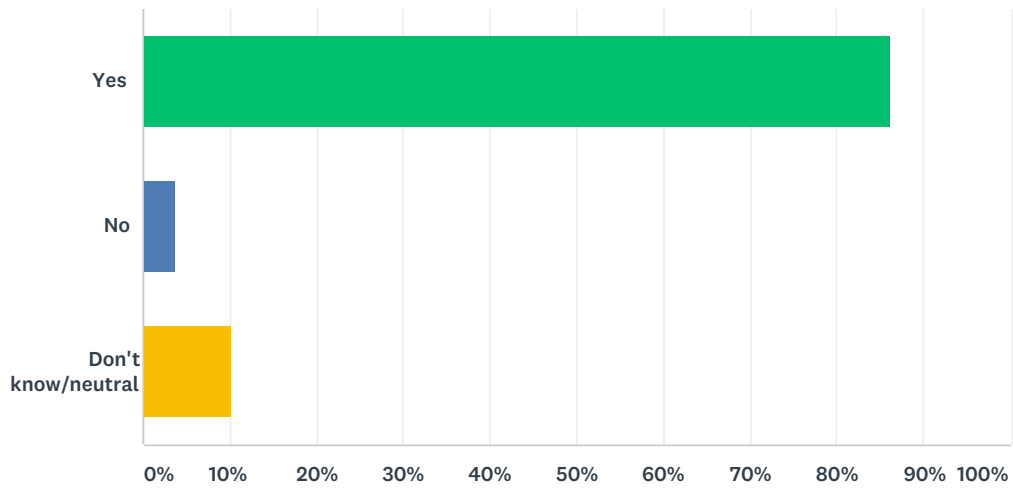
Answered: 211 Skipped: 62



ANSWER CHOICES	RESPONSES	
Yes	33.18%	70
No	37.91%	80
Don't know/neutral	28.91%	61
TOTAL		211

Q17 Do you think your local government should collaborate with other local units of government to provide services?

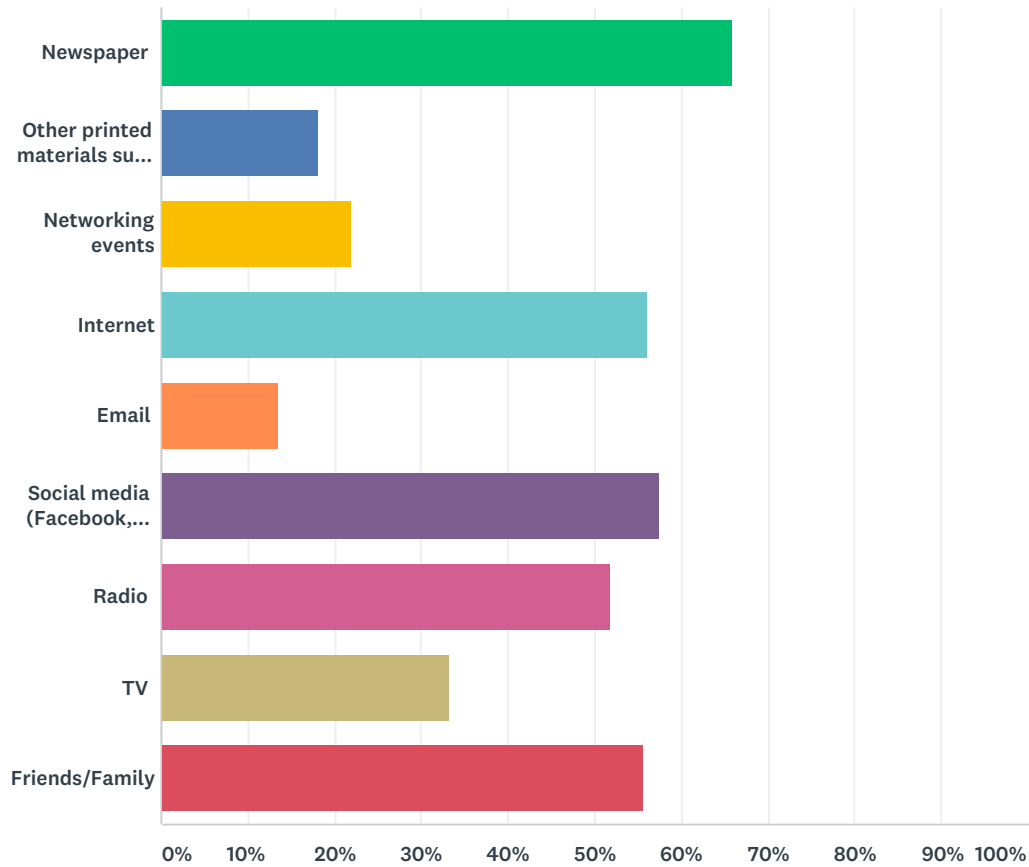
Answered: 216 Skipped: 57



ANSWER CHOICES	RESPONSES	
Yes	86.11%	186
No	3.70%	8
Don't know/neutral	10.19%	22
TOTAL		216

Q18 How do you find out about what's going on in the your community?

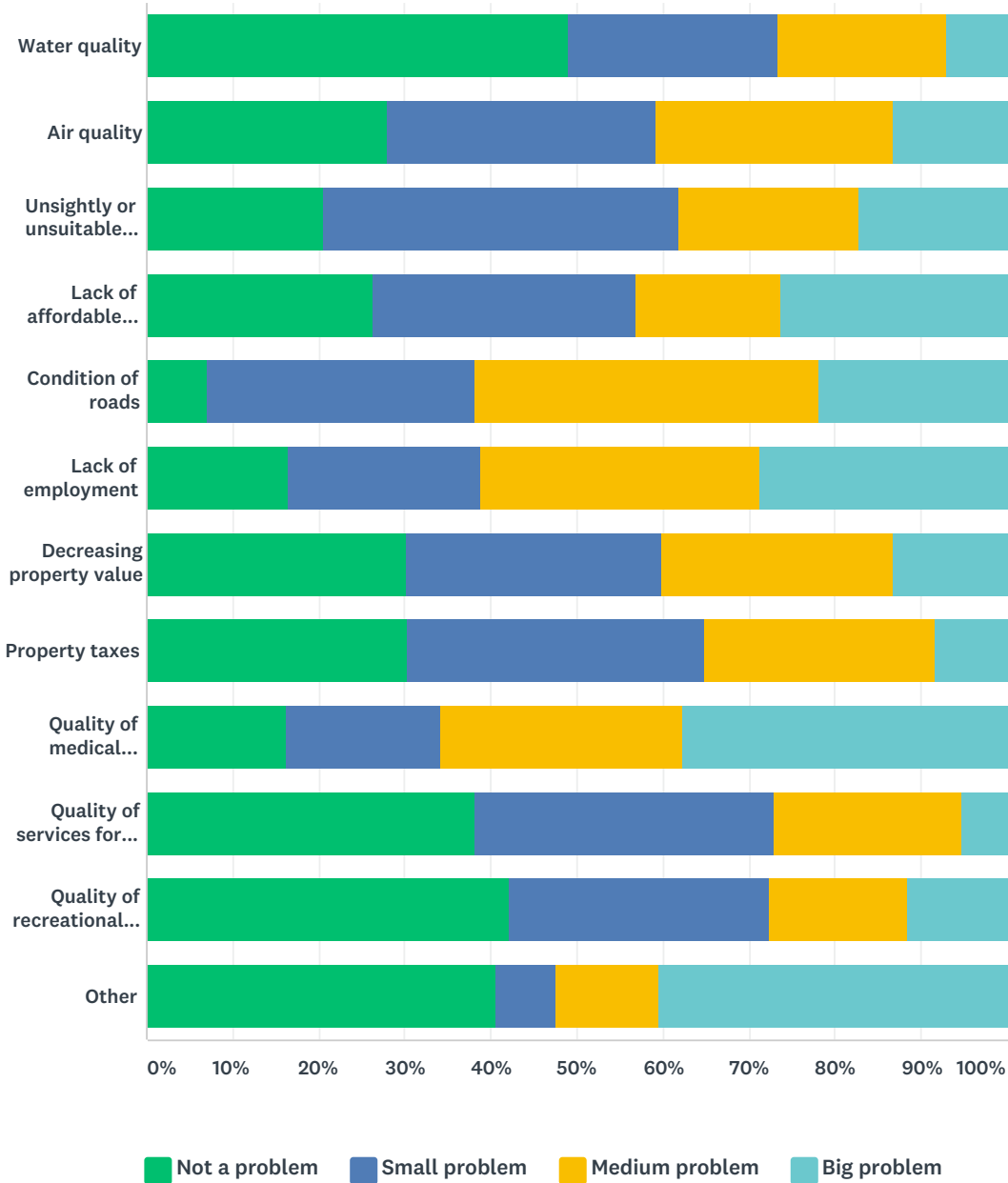
Answered: 214 Skipped: 59



ANSWER CHOICES	RESPONSES	
Newspaper	65.89%	141
Other printed materials such as flyers and brochures	18.22%	39
Networking events	21.96%	47
Internet	56.07%	120
Email	13.55%	29
Social media (Facebook, Twitter)	57.48%	123
Radio	51.87%	111
TV	33.18%	71
Friends/Family	55.61%	119
Total Respondents: 214		

Q19 How much of a problem are these issues in your community within Alpena County ? Check one choice for each item.

Answered: 217 Skipped: 56

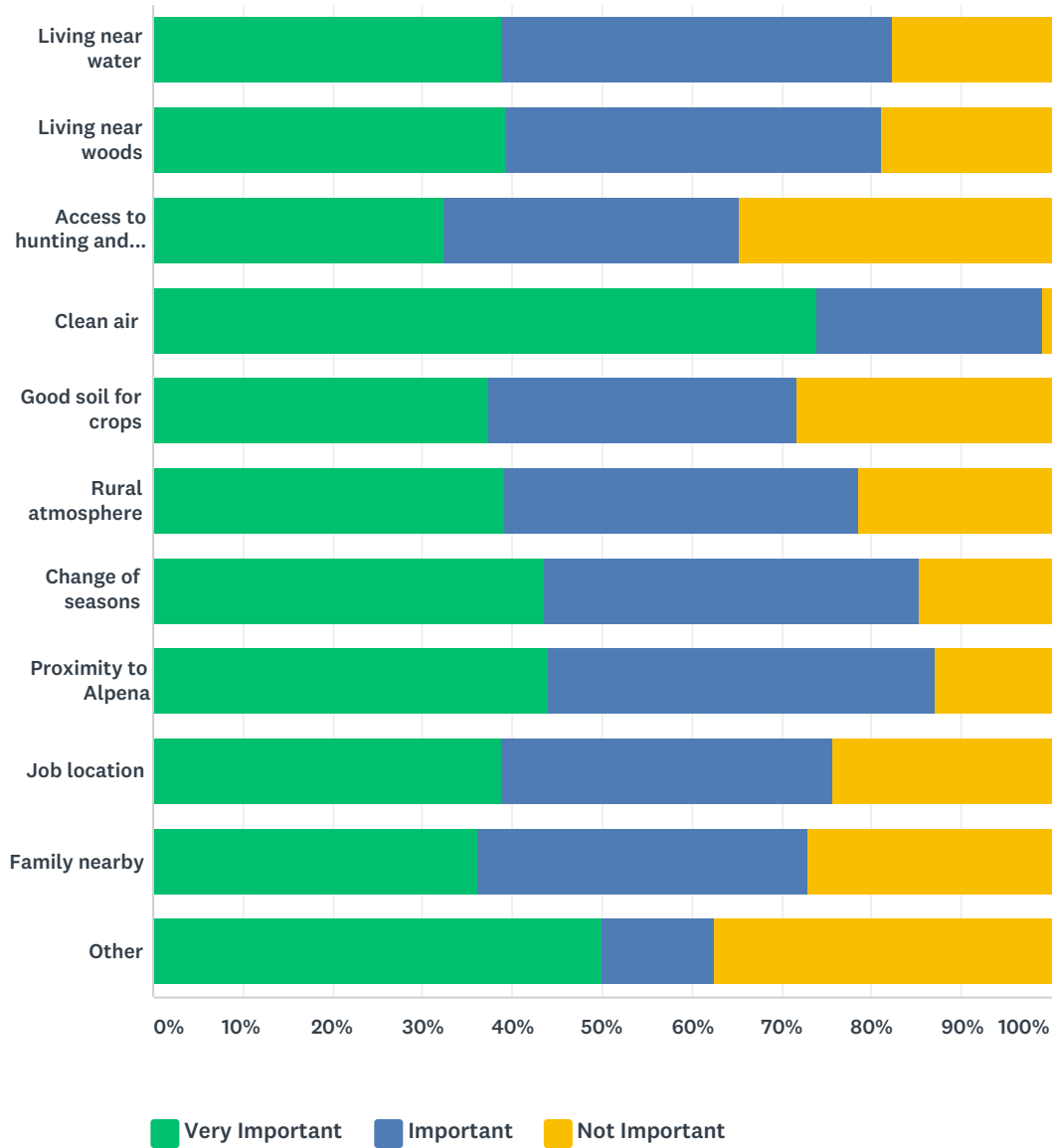


	NOT A PROBLEM	SMALL PROBLEM	MEDIUM PROBLEM	BIG PROBLEM	TOTAL
Water quality	49.07% 105	24.30% 52	19.63% 42	7.01% 15	214
Air quality	27.96% 59	31.28% 66	27.49% 58	13.27% 28	211
Unightly or unsuitable business operations	20.47% 44	41.40% 89	20.93% 45	17.21% 37	215

Lack of affordable housing	26.29% 56	30.52% 65	16.90% 36	26.29% 56	213
Condition of roads	6.98% 15	31.16% 67	40.00% 86	21.86% 47	215
Lack of employment	16.51% 35	22.17% 47	32.55% 69	28.77% 61	212
Decreasing property value	30.19% 64	29.72% 63	26.89% 57	13.21% 28	212
Property taxes	30.33% 64	34.60% 73	26.54% 56	8.53% 18	211
Quality of medical services	16.36% 35	17.76% 38	28.04% 60	37.85% 81	214
Quality of services for seniors	38.10% 80	34.76% 73	21.90% 46	5.24% 11	210
Quality of recreational opportunities	42.25% 90	30.05% 64	15.96% 34	11.74% 25	213
Other	40.48% 17	7.14% 3	11.90% 5	40.48% 17	42

Q20 In deciding to live or own property in Alpena County, how important is:

Answered: 216 Skipped: 57

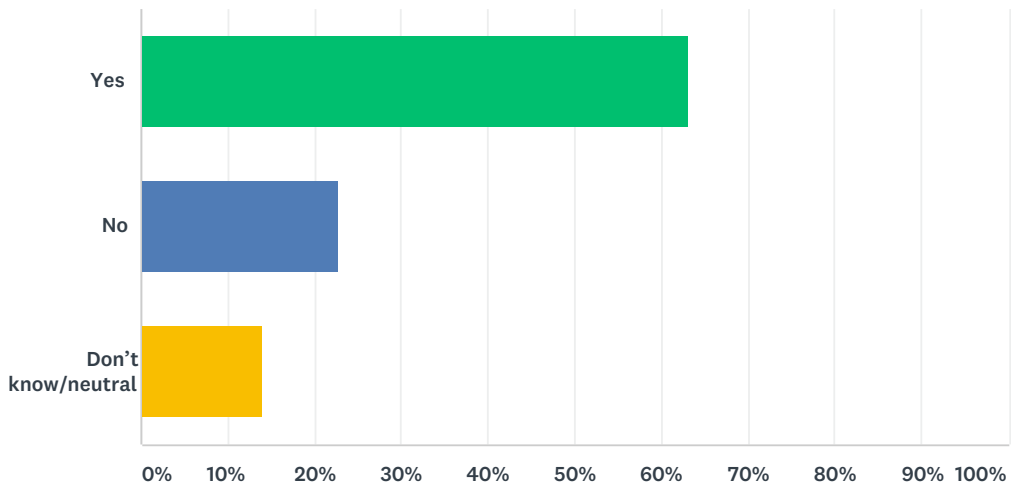


	VERY IMPORTANT	IMPORTANT	NOT IMPORTANT	TOTAL	WEIGHTED AVERAGE
Living near water	38.79% 83	43.46% 93	17.76% 38	214	1.79
Living near woods	39.44% 84	41.78% 89	18.78% 40	213	1.79
Access to hunting and fishing	32.39% 69	32.86% 70	34.74% 74	213	2.02
Clean air	73.95% 159	25.12% 54	0.93% 2	215	1.27
Good soil for crops	37.26% 79	34.43% 73	28.30% 60	212	1.91

Rural atmosphere	39.25% 84	39.25% 84	21.50% 46	214	1.82
Change of seasons	43.60% 92	41.71% 88	14.69% 31	211	1.71
Proximity to Alpena	44.08% 93	43.13% 91	12.80% 27	211	1.69
Job location	38.83% 80	36.89% 76	24.27% 50	206	1.85
Family nearby	36.19% 76	36.67% 77	27.14% 57	210	1.91
Other	50.00% 12	12.50% 3	37.50% 9	24	1.88

Q21 Are you satisfied with the solid waste disposal methods available to you in your community within Alpena County?

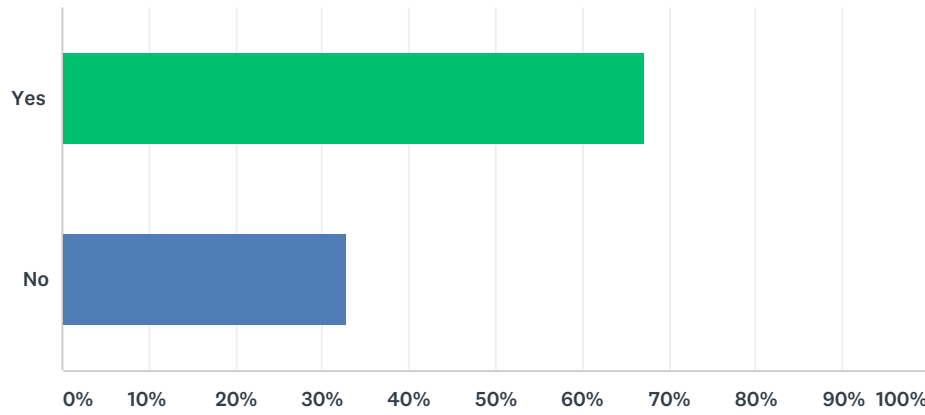
Answered: 215 Skipped: 58



ANSWER CHOICES	RESPONSES	
Yes	63.26%	136
No	22.79%	49
Don't know/neutral	13.95%	30
TOTAL		215

Q22 Do you use the recycling program available in Alpena County?

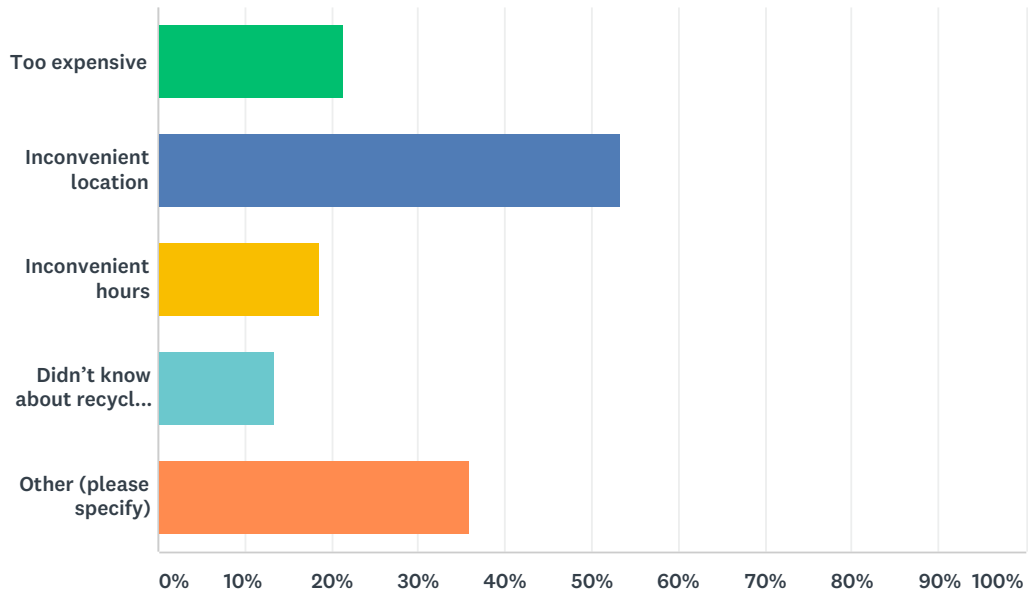
Answered: 216 Skipped: 57



ANSWER CHOICES	RESPONSES	
Yes	67.13%	145
No	32.87%	71
TOTAL		216

Q23 If you answered no the previous question, why?

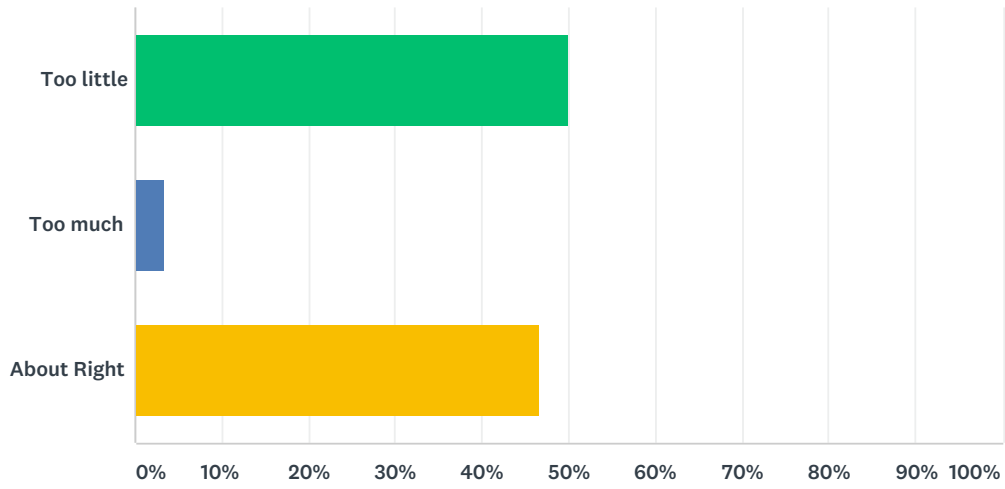
Answered: 75 Skipped: 198



ANSWER CHOICES	RESPONSES	
Too expensive	21.33%	16
Inconvenient location	53.33%	40
Inconvenient hours	18.67%	14
Didn't know about recycling program	13.33%	10
Other (please specify)	36.00%	27
Total Respondents: 75		

Q24 The overall development in your community today is:

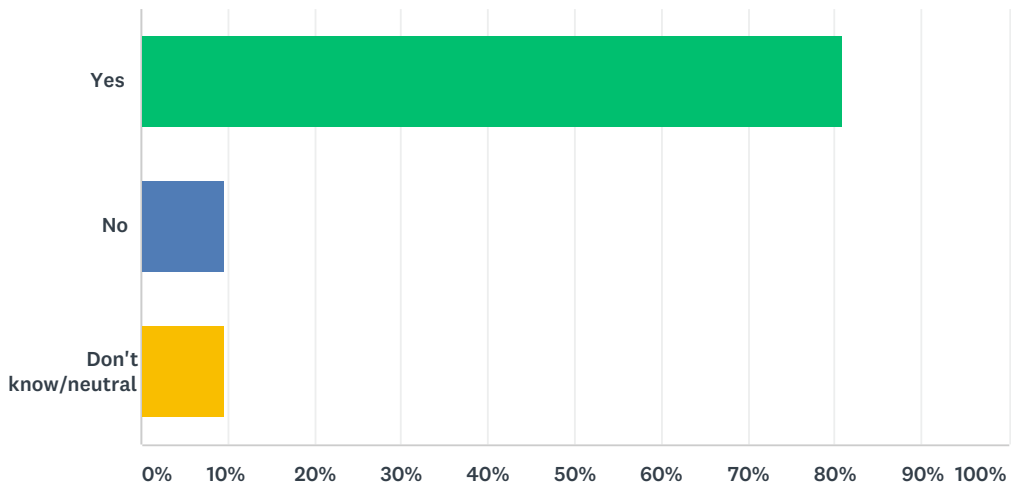
Answered: 206 Skipped: 67



ANSWER CHOICES	RESPONSES	
Too little	50.00%	103
Too much	3.40%	7
About Right	46.60%	96
TOTAL		206

Q25 Most agree that communities need growth to remain vibrant places to live and work. Do you support the concept of controlled growth?

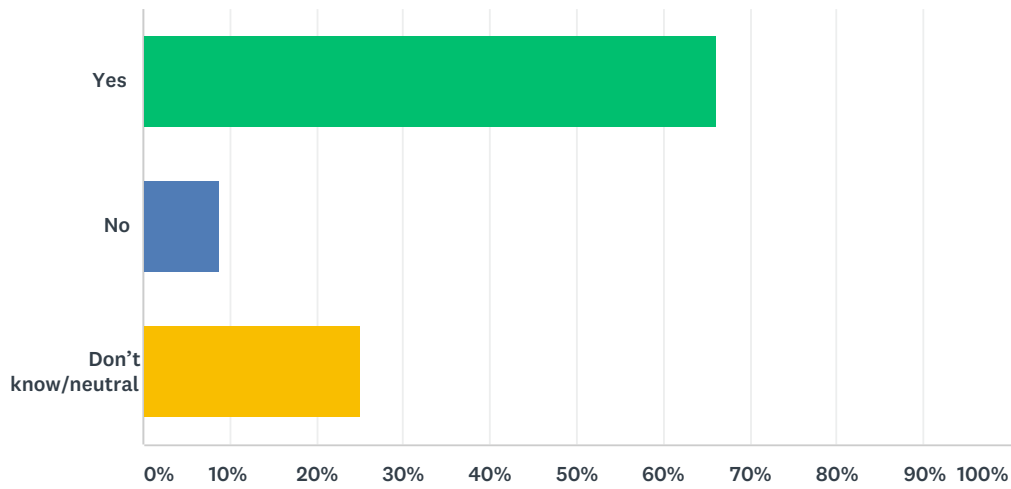
Answered: 209 Skipped: 64



ANSWER CHOICES	RESPONSES
Yes	80.86% 169
No	9.57% 20
Don't know/neutral	9.57% 20
TOTAL	209

Q26 Should residential growth be encouraged in your local community within Alpena County?

Answered: 207 Skipped: 66



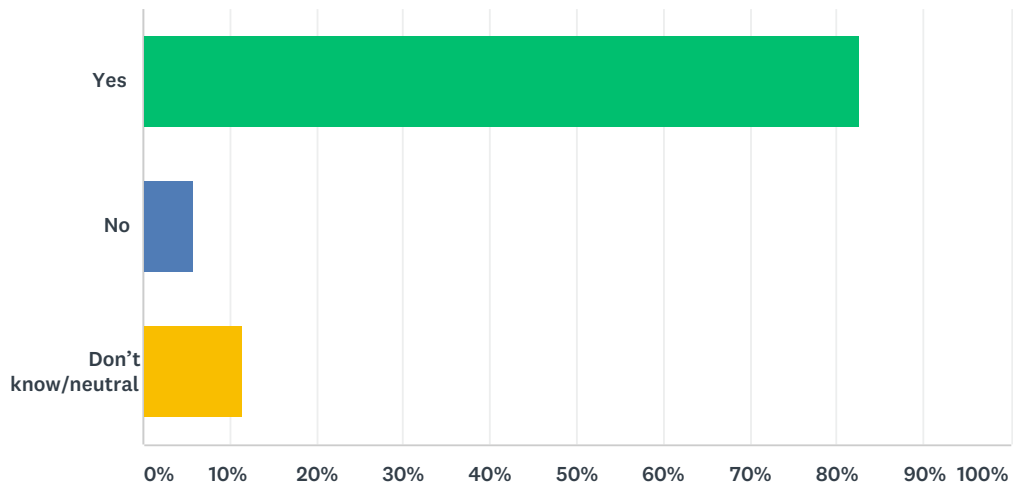
ANSWER CHOICES	RESPONSES
Yes	66.18% 137
No	8.70% 18
Don't know/neutral	25.12% 52
TOTAL	207

Q27 If you answered yes to the previous question, what kind of residential growth would you like to see?

Answered: 103 Skipped: 170

Q28 Should commercial development be encouraged within your community?

Answered: 208 Skipped: 65



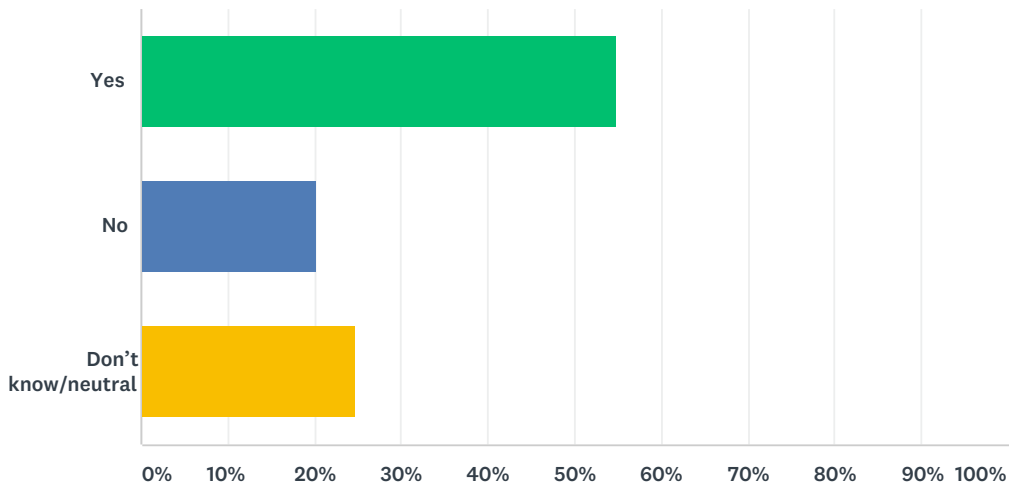
ANSWER CHOICES	RESPONSES
Yes	82.69% 172
No	5.77% 12
Don't know/neutral	11.54% 24
TOTAL	208

Q29 If you answered yes to the previous question, what kind of commercial development would you like to see?

Answered: 122 Skipped: 151

Q30 Should industrial development be encouraged within the boundaries of your local community?

Answered: 206 Skipped: 67



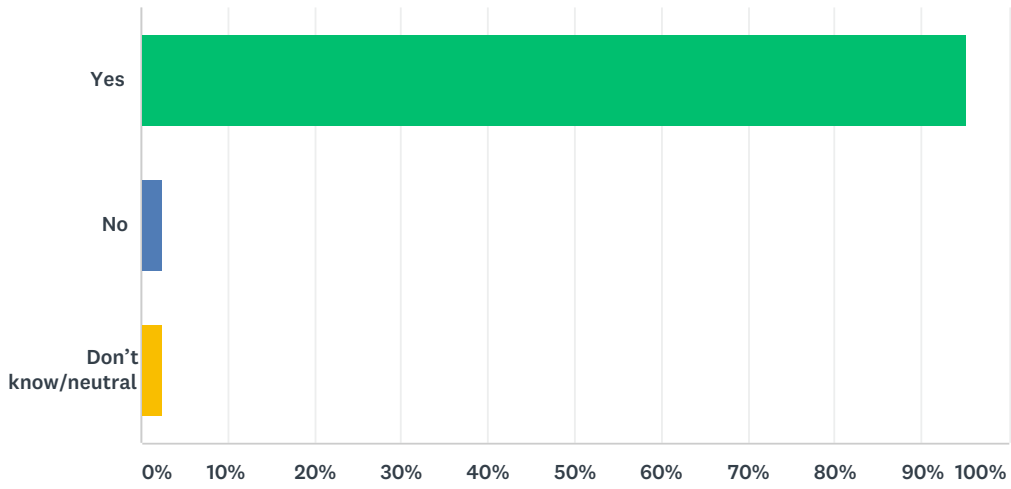
ANSWER CHOICES	RESPONSES	
Yes	54.85%	113
No	20.39%	42
Don't know/neutral	24.76%	51
TOTAL		206

Q31 If you answered yes to the previous question, what kind of industrial development would you like to see?

Answered: 65 Skipped: 208

Q32 Should tourism/recreation be encouraged in the County?

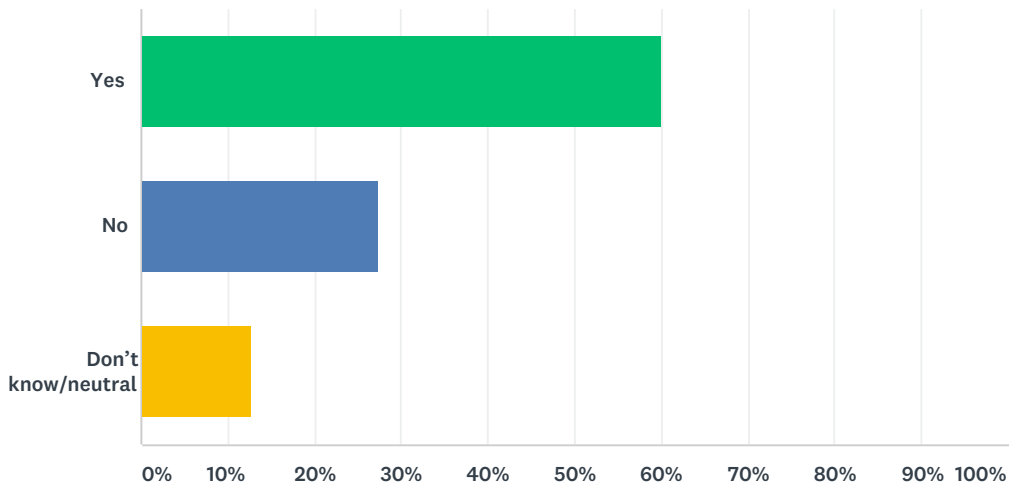
Answered: 206 Skipped: 67



ANSWER CHOICES	RESPONSES	
Yes	95.15%	196
No	2.43%	5
Don't know/neutral	2.43%	5
TOTAL		206

Q33 Do you think blight is a problem in your community in Alpena County? (Blight refers to unsightly or inadequately maintained properties)

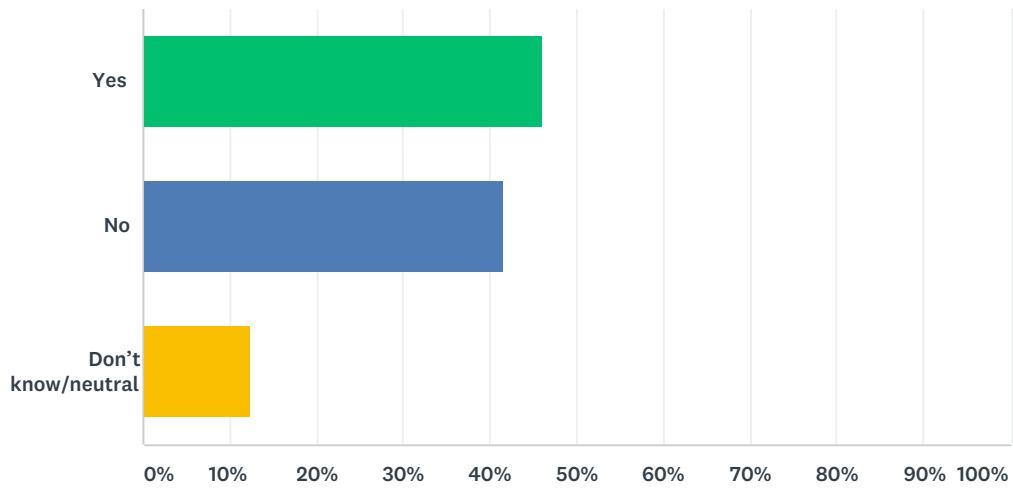
Answered: 205 Skipped: 68



ANSWER CHOICES	RESPONSES
Yes	60.00% 123
No	27.32% 56
Don't know/neutral	12.68% 26
TOTAL	205

Q34 Are you satisfied with road maintenance, road construction, and road conditions in your community?

Answered: 204 Skipped: 69



ANSWER CHOICES	RESPONSES	
Yes	46.08%	94
No	41.67%	85
Don't know/neutral	12.25%	25
TOTAL		204

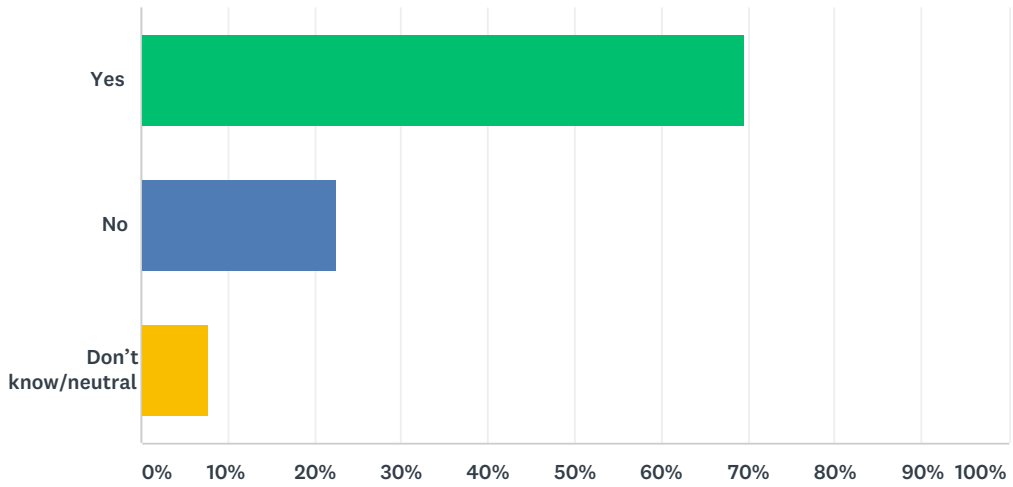
Q35 Are there roads or road segments you would like to see improved? Please list:

Answered: 95 Skipped: 178

ANSWER CHOICES	RESPONSES	
1.	100.00%	95
2.	65.26%	62
3.	30.53%	29
4.	12.63%	12
5.	7.37%	7

Q36 Are you satisfied with snow removal within your community?

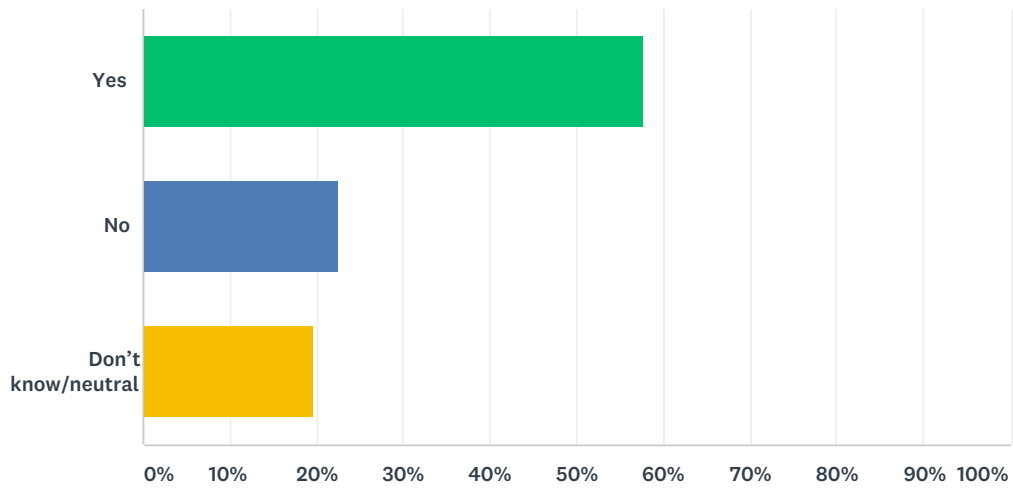
Answered: 204 Skipped: 69



ANSWER CHOICES	RESPONSES	
Yes	69.61%	142
No	22.55%	46
Don't know/neutral	7.84%	16
TOTAL		204

Q37 Do you feel that public transportation is adequate in your community?

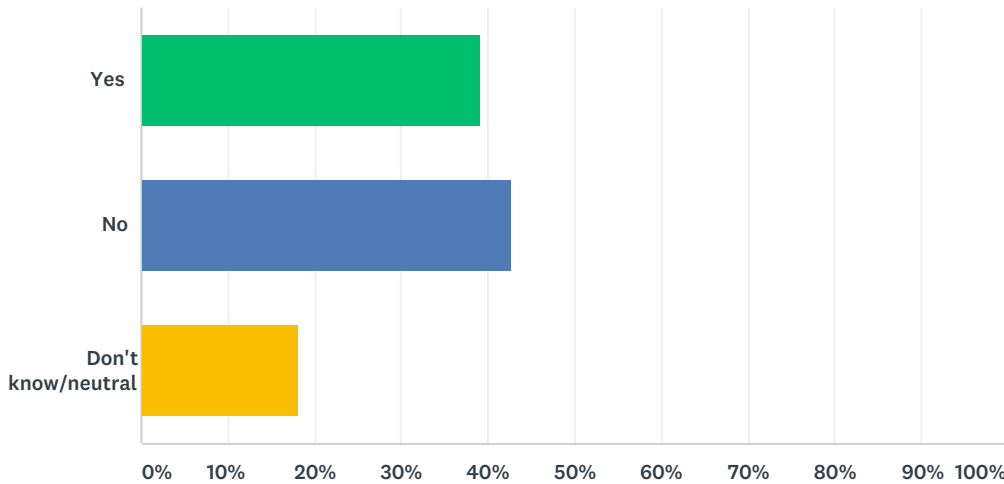
Answered: 204 Skipped: 69



ANSWER CHOICES	RESPONSES	
Yes	57.84%	118
No	22.55%	46
Don't know/neutral	19.61%	40
TOTAL		204

Q38 Do you feel that additional wayfinding signage is needed in your community? (Wayfinding signs are placed to help local important destinations for anyone traveling within the County.)

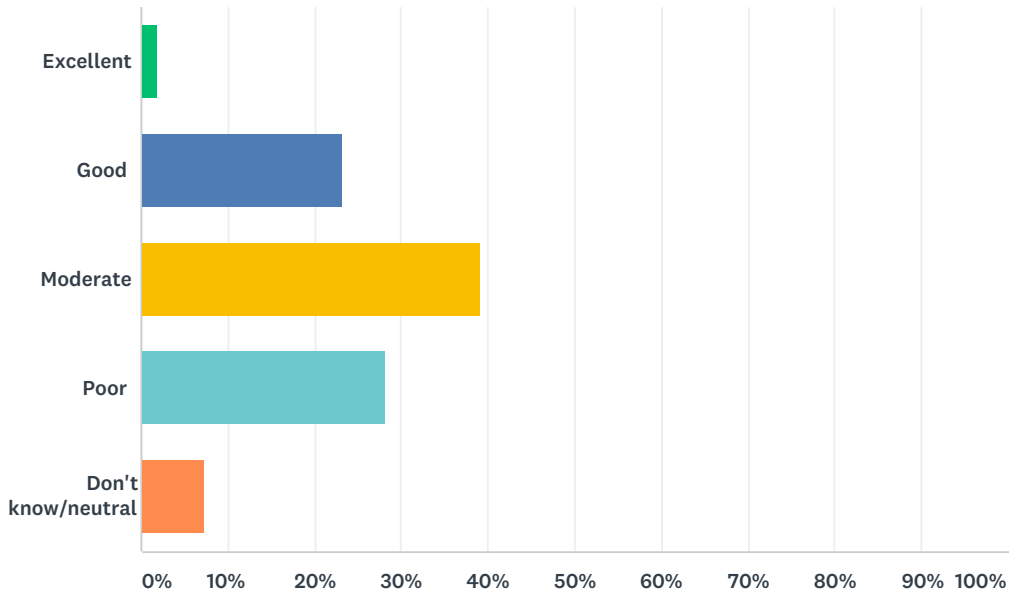
Answered: 204 Skipped: 69



ANSWER CHOICES	RESPONSES	
Yes	39.22%	80
No	42.65%	87
Don't know/neutral	18.14%	37
TOTAL		204

Q39 What is your opinion of the quality and range of options for housing in your community?

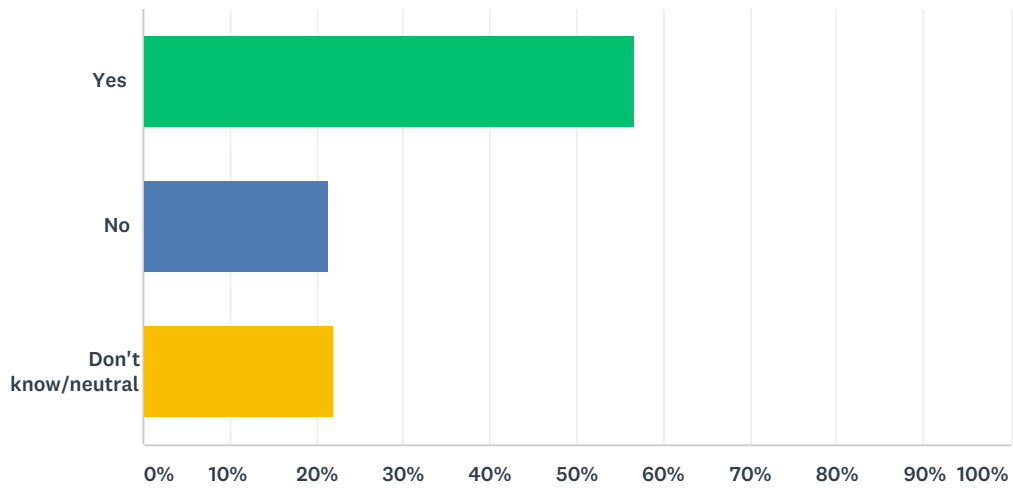
Answered: 202 Skipped: 71



ANSWER CHOICES	RESPONSES	
Excellent	1.98%	4
Good	23.27%	47
Moderate	39.11%	79
Poor	28.22%	57
Don't know/neutral	7.43%	15
TOTAL		202

Q40 Do you believe that the development of additional market rate rental housing should be a priority?

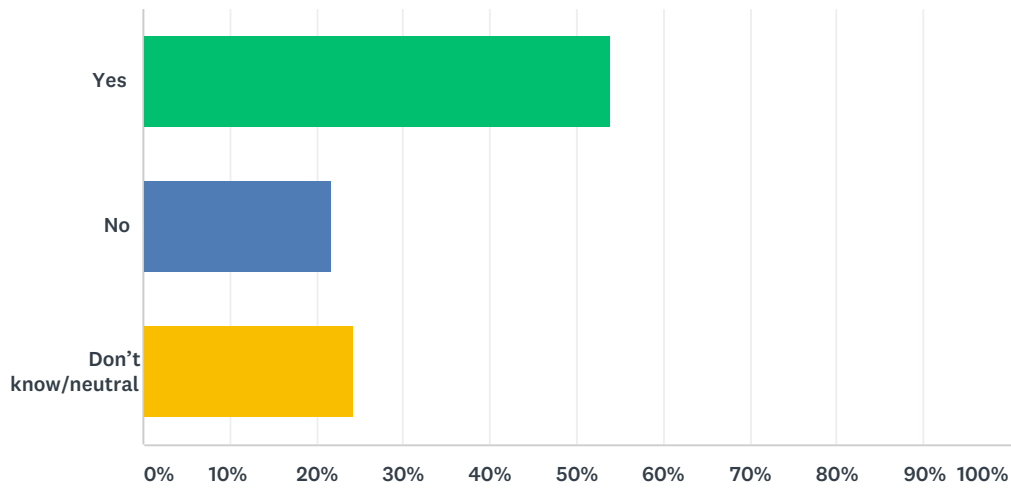
Answered: 201 Skipped: 72



ANSWER CHOICES	RESPONSES	
Yes	56.72%	114
No	21.39%	43
Don't know/neutral	21.89%	44
TOTAL		201

Q41 Do you think more low-cost housing for senior citizens should be available in the County?

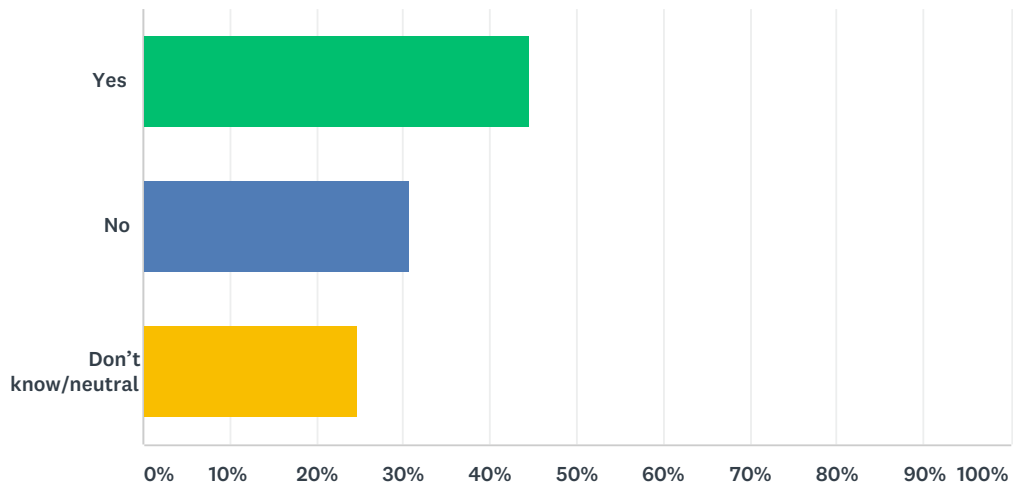
Answered: 202 Skipped: 71



ANSWER CHOICES	RESPONSES
Yes	53.96% 109
No	21.78% 44
Don't know/neutral	24.26% 49
TOTAL	202

Q42 Do you think more low-cost housing for low-income families should be available in the County?

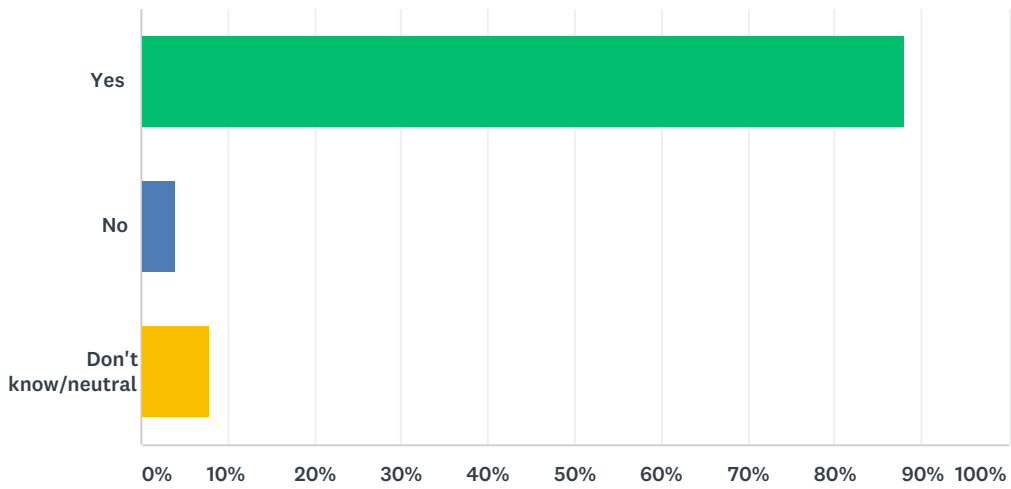
Answered: 202 Skipped: 71



ANSWER CHOICES	RESPONSES	
Yes	44.55%	90
No	30.69%	62
Don't know/neutral	24.75%	50
TOTAL		202

Q43 Should your community actively try to attract more young people and families to the community?

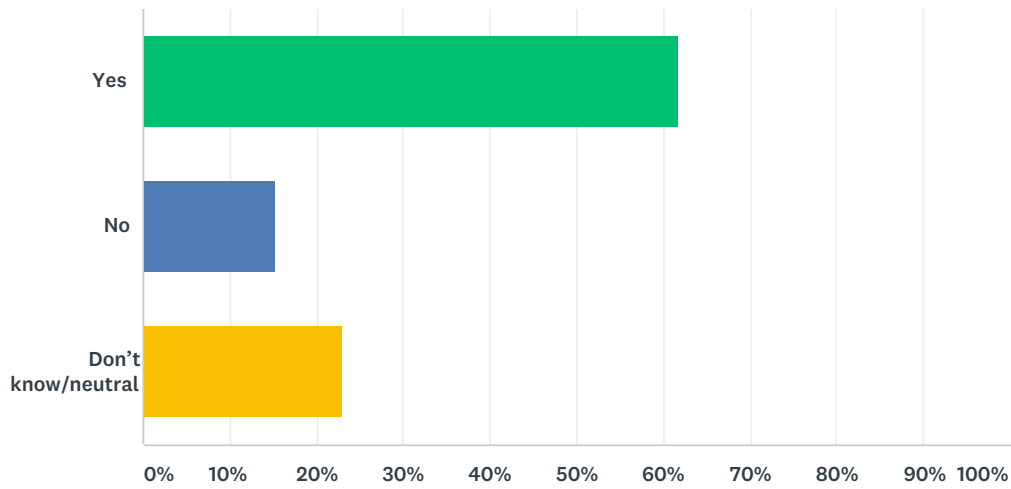
Answered: 202 Skipped: 71



ANSWER CHOICES	RESPONSES	
Yes	88.12%	178
No	3.96%	8
Don't know/neutral	7.92%	16
TOTAL		202

Q44 Do you feel that there are adequate services for the elderly in the County?

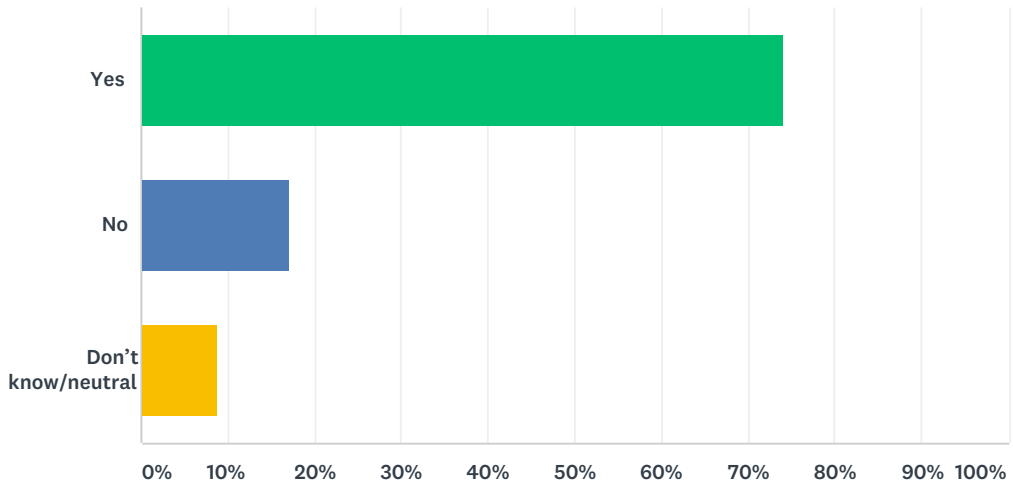
Answered: 204 Skipped: 69



ANSWER CHOICES	RESPONSES
Yes	61.76% 126
No	15.20% 31
Don't know/neutral	23.04% 47
TOTAL	204

Q45 Are you satisfied with law enforcement in Alpena County?

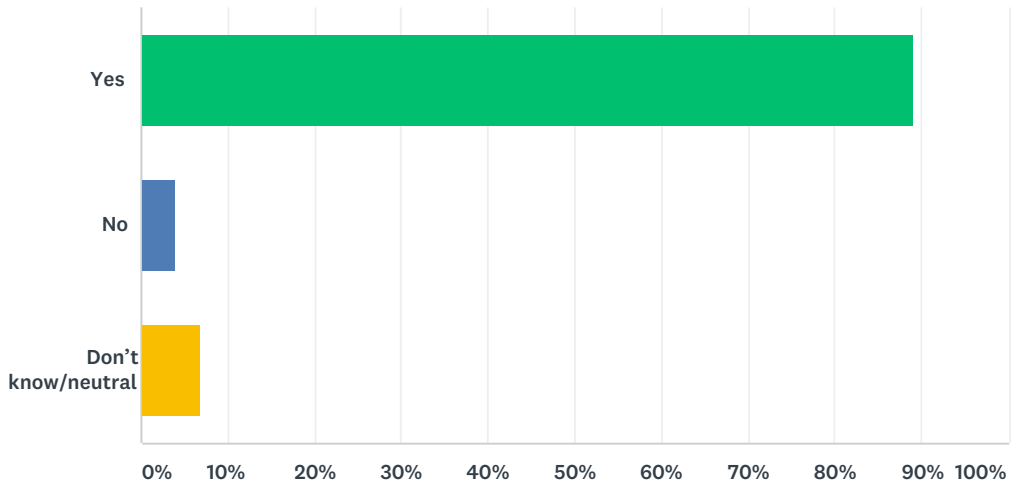
Answered: 204 Skipped: 69



ANSWER CHOICES	RESPONSES	
Yes	74.02%	151
No	17.16%	35
Don't know/neutral	8.82%	18
TOTAL		204

Q46 Are you satisfied with fire protection in Alpena County?

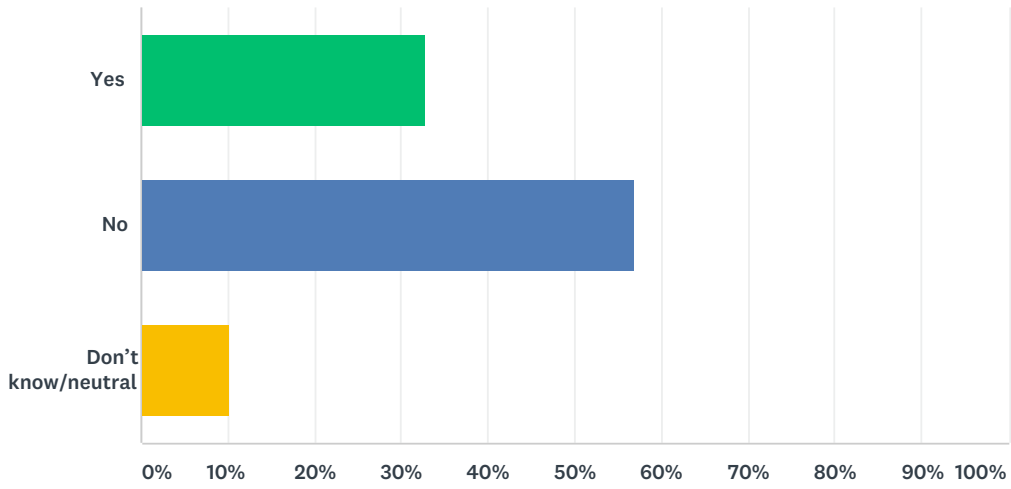
Answered: 201 Skipped: 72



ANSWER CHOICES	RESPONSES	
Yes	89.05%	179
No	3.98%	8
Don't know/neutral	6.97%	14
TOTAL		201

Q47 Are you satisfied with medical facilities in Alpena County?

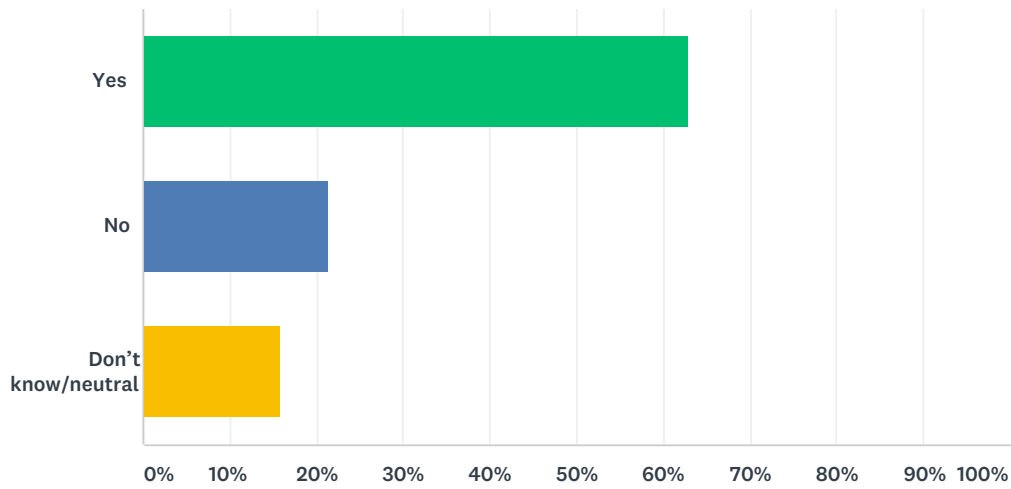
Answered: 204 Skipped: 69



ANSWER CHOICES	RESPONSES	
Yes	32.84%	67
No	56.86%	116
Don't know/neutral	10.29%	21
TOTAL		204

Q48 Are you satisfied with emergency medical services in Alpena County?

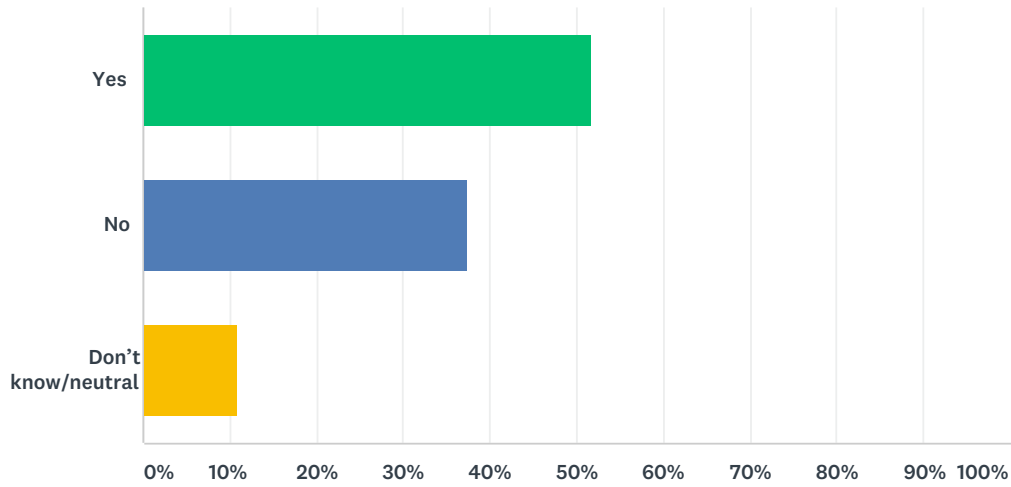
Answered: 202 Skipped: 71



ANSWER CHOICES	RESPONSES	
Yes	62.87%	127
No	21.29%	43
Don't know/neutral	15.84%	32
TOTAL		202

Q49 Do you feel that the cellular network in Alpena County is adequate?

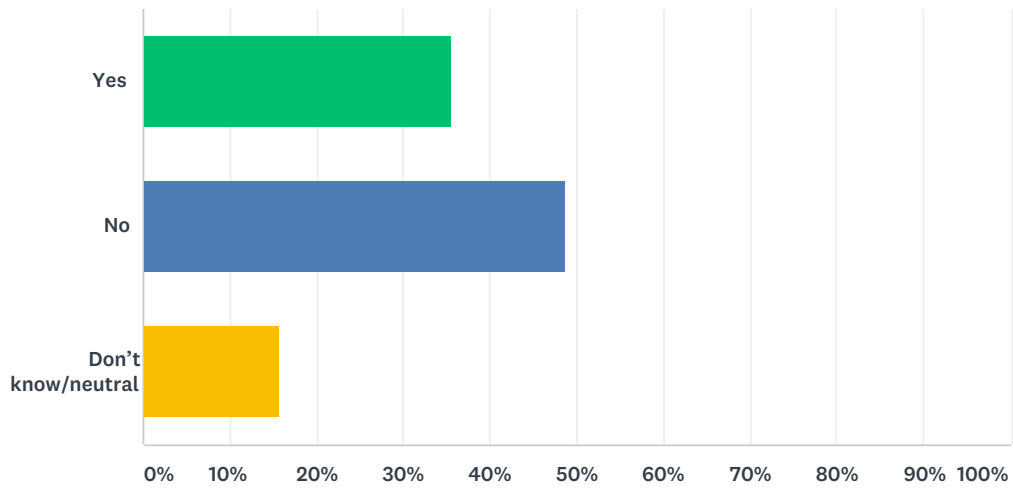
Answered: 203 Skipped: 70



ANSWER CHOICES	RESPONSES	
Yes	51.72%	105
No	37.44%	76
Don't know/neutral	10.84%	22
TOTAL		203

Q50 Do you feel that high speed internet access in Alpena County is adequate?

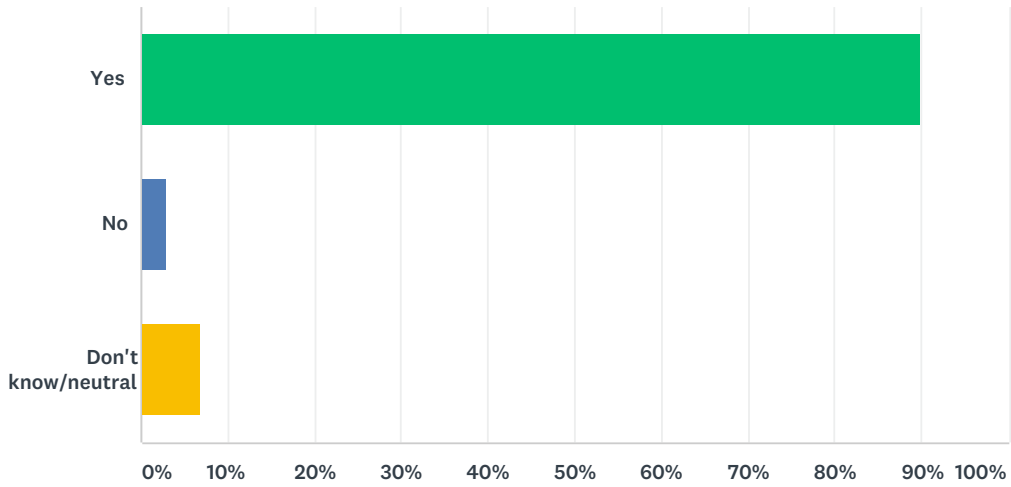
Answered: 203 Skipped: 70



ANSWER CHOICES	RESPONSES	
Yes	35.47%	72
No	48.77%	99
Don't know/neutral	15.76%	32
TOTAL		203

Q51 Should the County or townships help protect the community's cultural and historic resources?

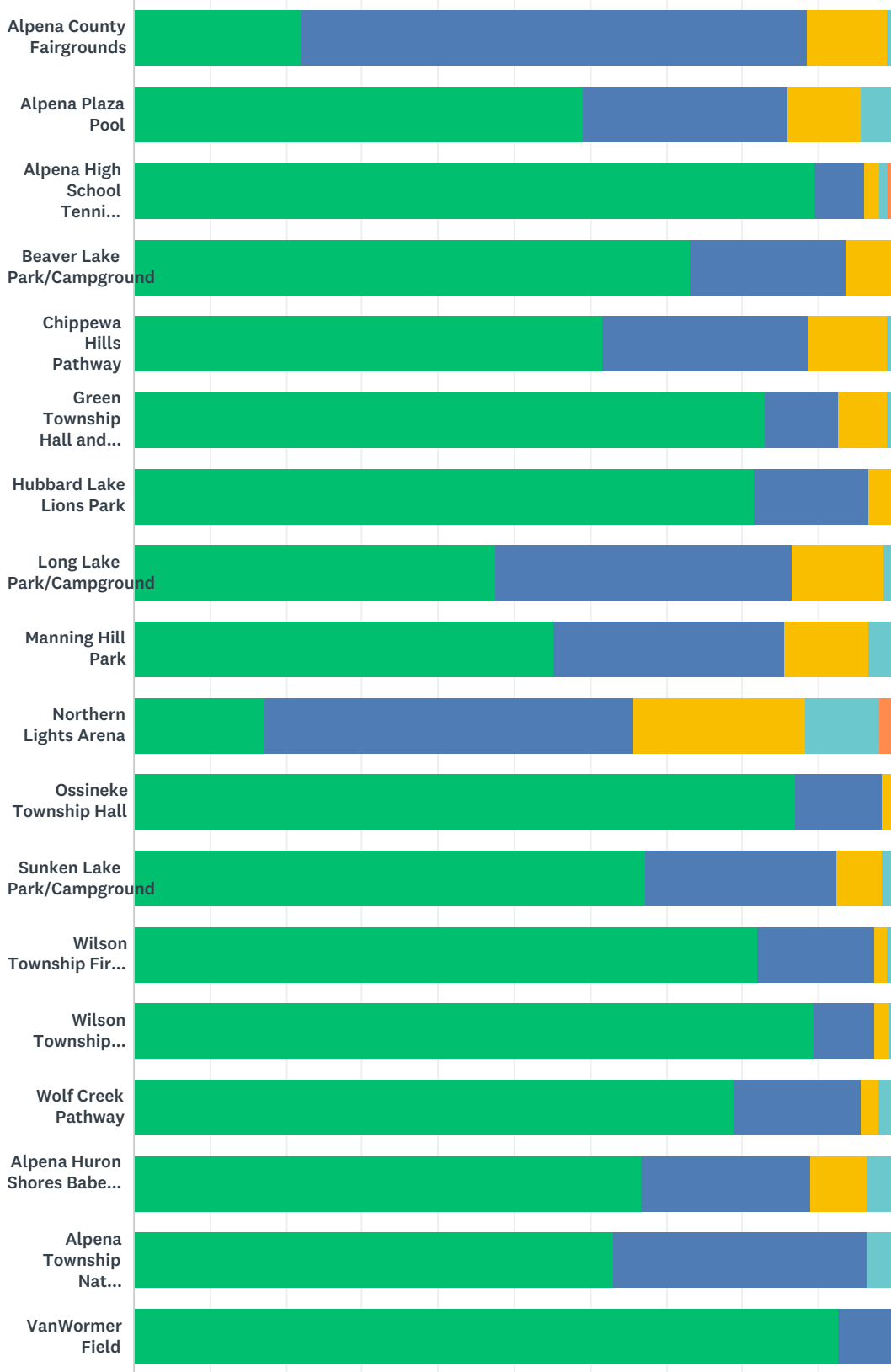
Answered: 201 Skipped: 72

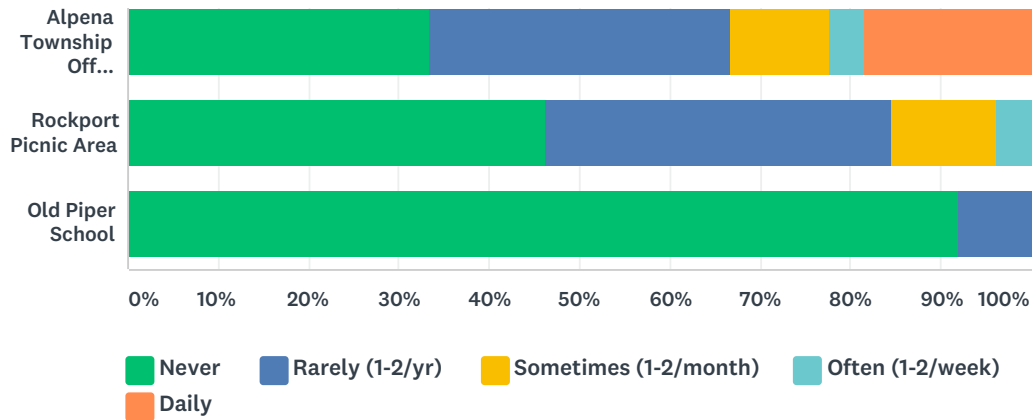


ANSWER CHOICES	RESPONSES
Yes	90.05% 181
No	2.99% 6
Don't know/neutral	6.97% 14
TOTAL	201

Q52 Which of the following Recreation Facilities do you use? Check any that apply.

Answered: 203 Skipped: 70





	NEVER	RARELY (1-2/YR)	SOMETIMES (1-2/MONTH)	OFTEN (1-2/WEEK)	DAILY	TOTAL
Alpena County Fairgrounds	22.00% 44	66.50% 133	10.50% 21	1.00% 2	0.00% 0	200
Alpena Plaza Pool	59.00% 118	27.00% 54	9.50% 19	4.00% 8	0.50% 1	200
Alpena High School Tennis Courts	89.55% 180	6.47% 13	1.99% 4	1.00% 2	1.00% 2	201
Beaver Lake Park/Campground	73.00% 146	20.50% 41	6.50% 13	0.00% 0	0.00% 0	200
Chippewa Hills Pathway	61.69% 124	26.87% 54	10.45% 21	1.00% 2	0.00% 0	201
Green Township Hall and facilities	83.00% 166	9.50% 19	6.50% 13	1.00% 2	0.00% 0	200
Hubbard Lake Lions Park	81.50% 163	15.00% 30	3.50% 7	0.00% 0	0.00% 0	200
Long Lake Park/Campground	47.50% 95	39.00% 78	12.00% 24	1.00% 2	0.50% 1	200
Manning Hill Park	55.22% 111	30.35% 61	10.95% 22	2.99% 6	0.50% 1	201
Northern Lights Arena	17.17% 34	48.48% 96	22.73% 45	9.60% 19	2.02% 4	198
Ossineke Township Hall	86.87% 172	11.62% 23	1.52% 3	0.00% 0	0.00% 0	198
Sunken Lake Park/Campground	67.34% 134	25.13% 50	6.03% 12	1.51% 3	0.00% 0	199
Wilson Township Fire Hall and Township Offices	81.91% 163	15.58% 31	1.51% 3	1.01% 2	0.00% 0	199
Wilson Township Cemetery/Building	89.45% 178	8.04% 16	2.01% 4	0.50% 1	0.00% 0	199
Wolf Creek Pathway	79.00% 158	16.50% 33	2.50% 5	2.00% 4	0.00% 0	200
Alpena Huron Shores Babe Ruth League Fields	66.67% 18	22.22% 6	7.41% 2	3.70% 1	0.00% 0	27
Alpena Township Nature Preserve	62.96% 17	33.33% 9	0.00% 0	3.70% 1	0.00% 0	27
VanWormer Field	92.59% 25	7.41% 2	0.00% 0	0.00% 0	0.00% 0	27

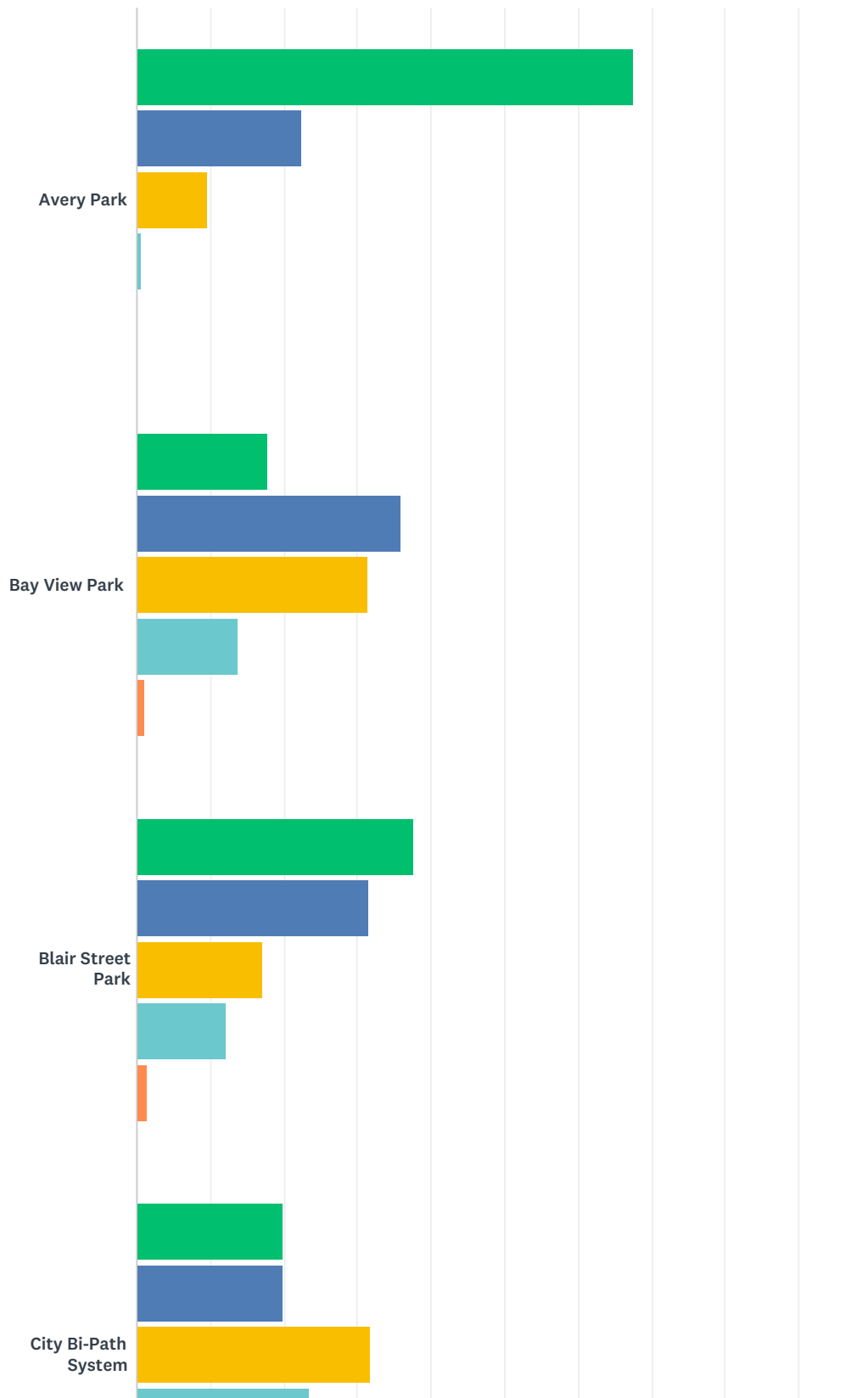
Alpena Communities' 2018 Public Input Survey

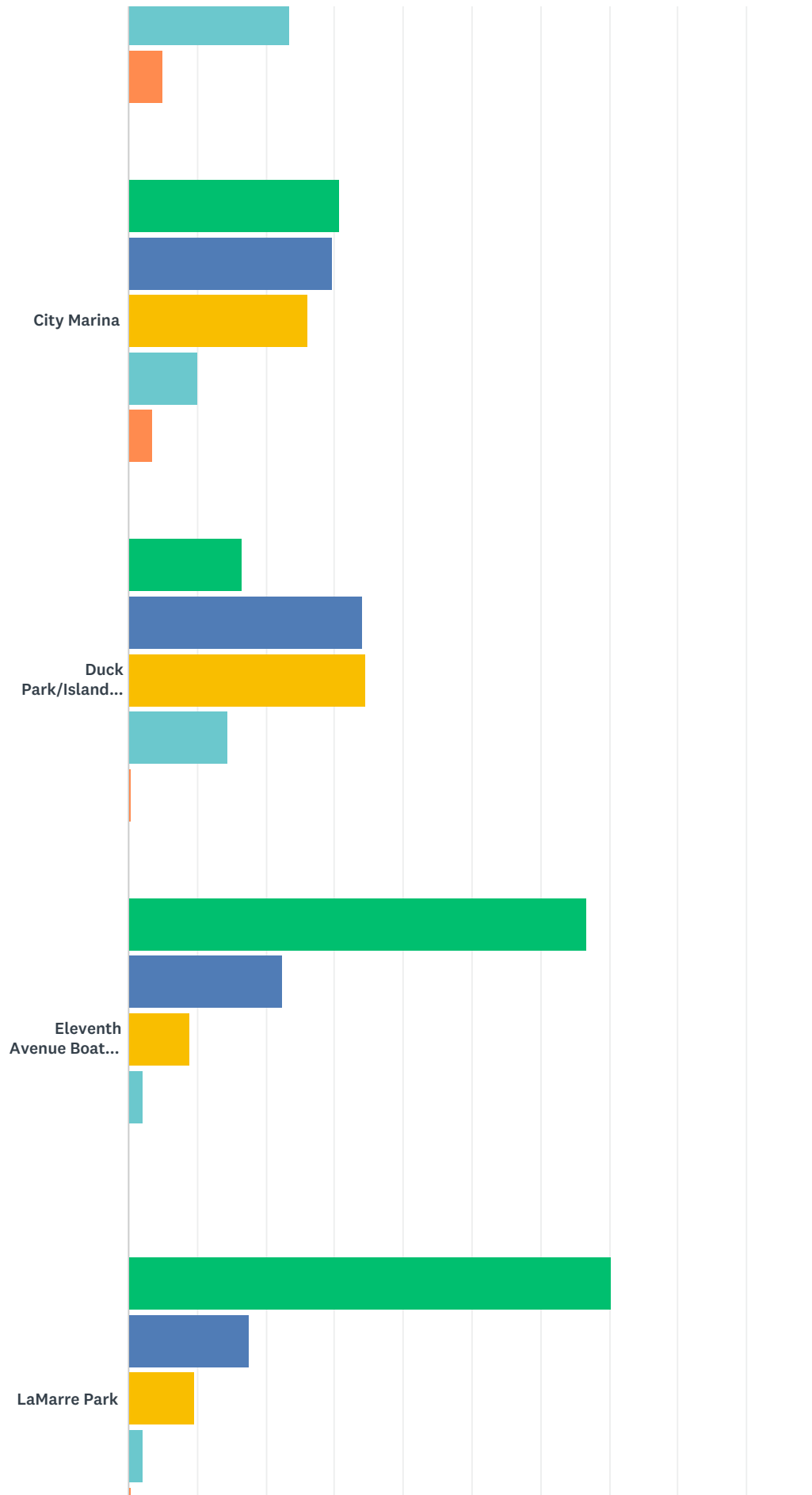
SurveyMonkey

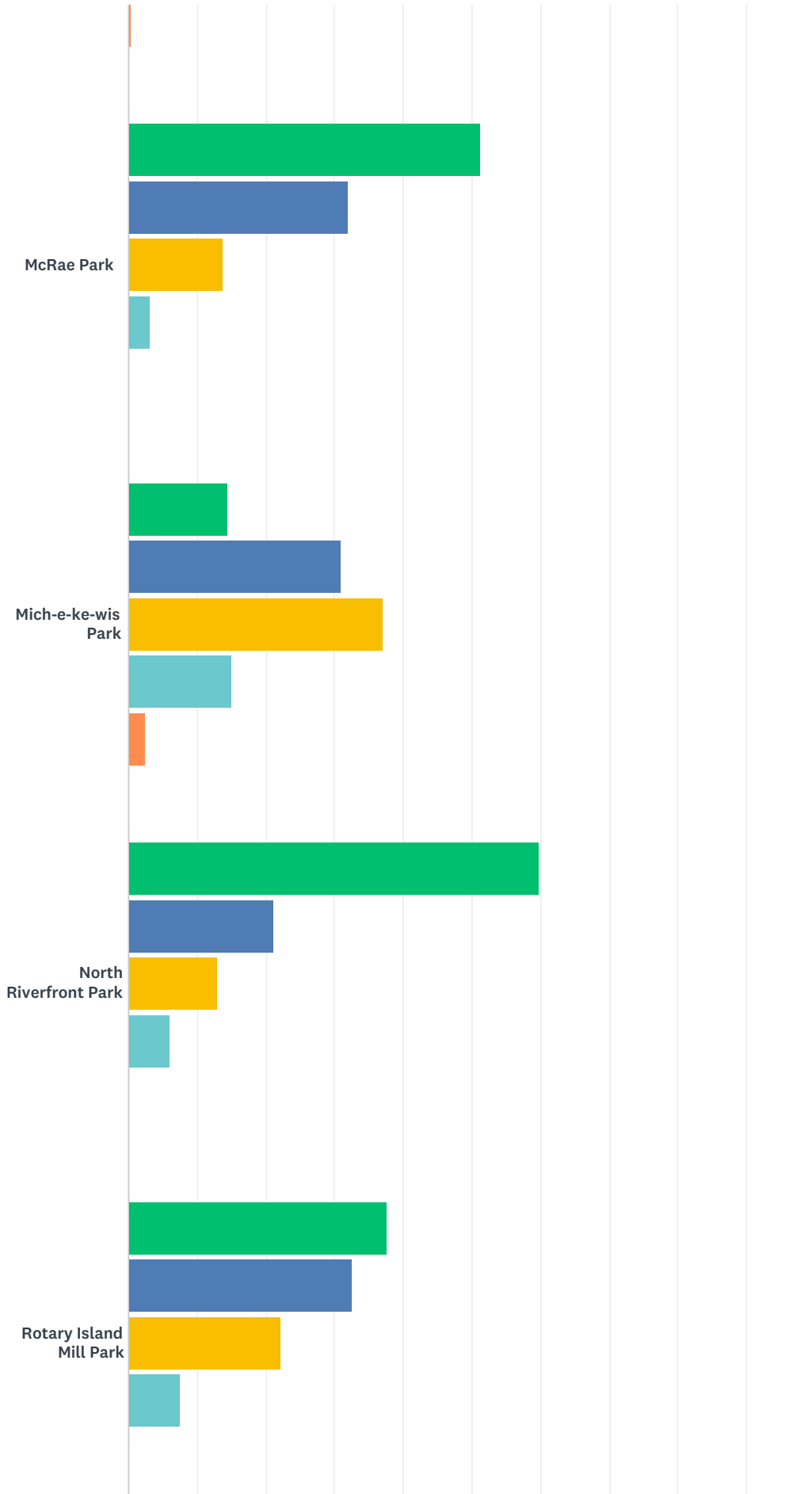
Alpena Township Office Building	33.33% 9	33.33% 9	11.11% 3	3.70% 1	18.52% 5	27
Rockport Picnic Area	46.15% 12	38.46% 10	11.54% 3	3.85% 1	0.00% 0	26
Old Piper School	92.00% 23	8.00% 2	0.00% 0	0.00% 0	0.00% 0	25

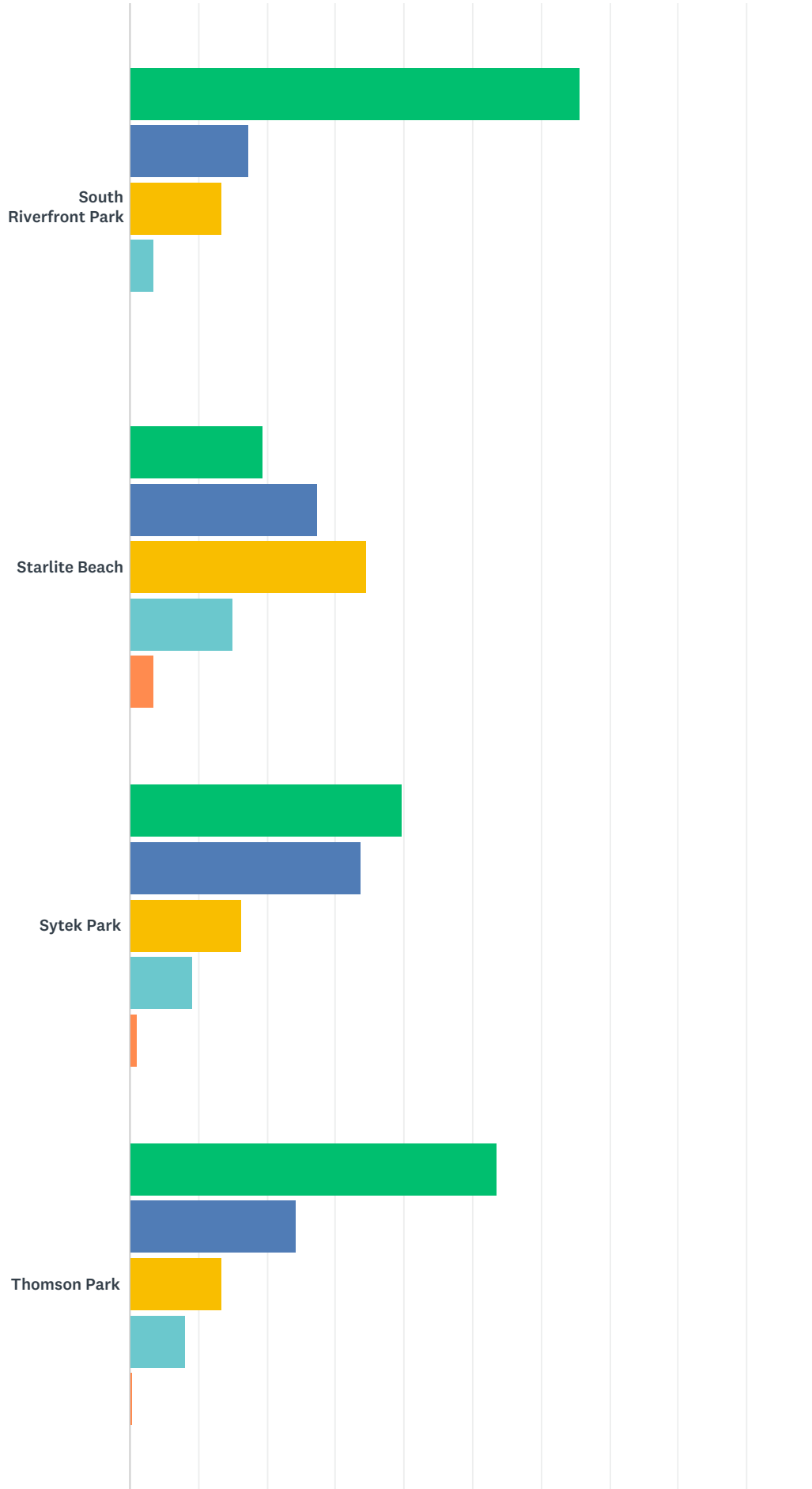
Q53 Within the City of Alpena, which recreation facilities do you use? Check one choice for each item.

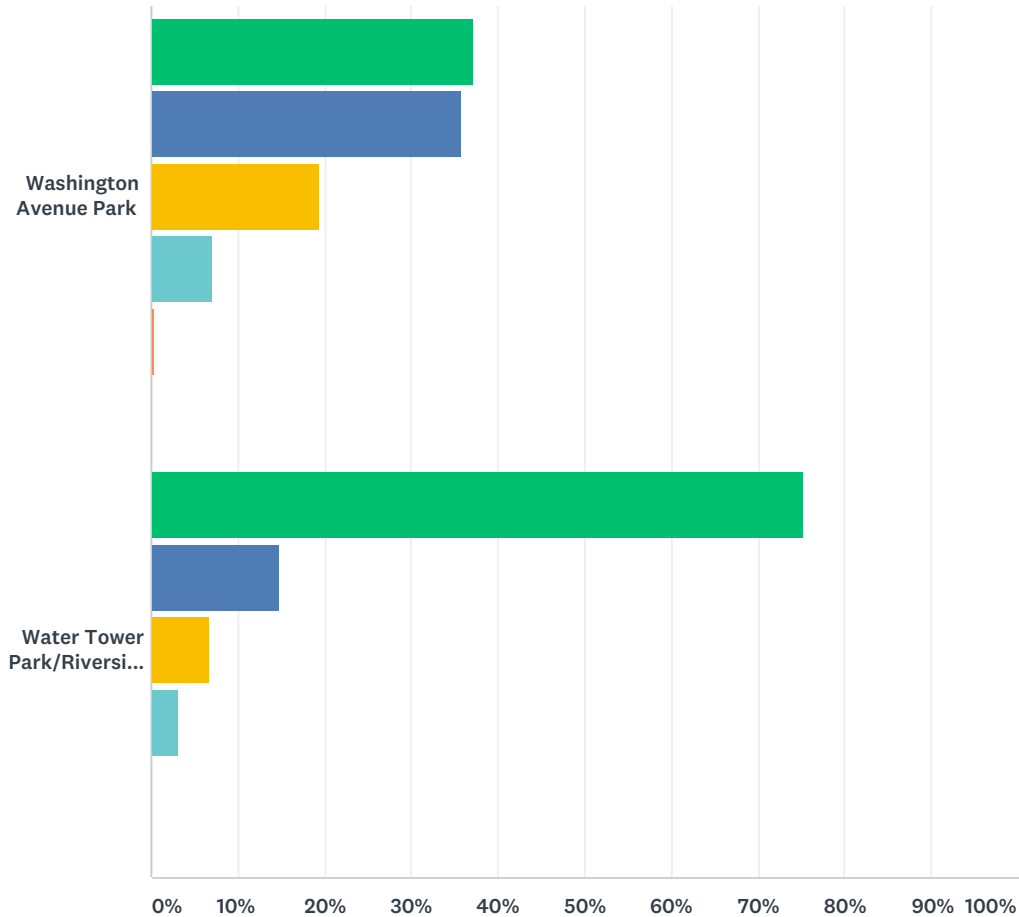
Answered: 203 Skipped: 70











■ Never
 ■ Rarely (1-2 times/year)
 ■ Sometimes (1-2/month)

■ Often (1-2/week)
 ■ Daily

	NEVER	RARELY (1-2 TIMES/YEAR)	SOMETIMES (1-2/MONTH)	OFTEN (1-2/WEEK)	DAILY	TOTAL
Avery Park	67.55% 127	22.34% 42	9.57% 18	0.53% 1	0.00% 0	188
Bay View Park	17.77% 35	36.04% 71	31.47% 62	13.71% 27	1.02% 2	197
Blair Street Park	37.69% 75	31.66% 63	17.09% 34	12.06% 24	1.51% 3	199
City Bi-Path System	19.90% 40	19.90% 40	31.84% 64	23.38% 47	4.98% 10	201
City Marina	30.65% 61	29.65% 59	26.13% 52	10.05% 20	3.52% 7	199
Duck Park/Island Park	16.50% 33	34.00% 68	34.50% 69	14.50% 29	0.50% 1	200
Eleventh Avenue Boat Launch	66.67% 134	22.39% 45	8.96% 18	1.99% 4	0.00% 0	201
LaMarre Park	70.20% 139	17.68% 35	9.60% 19	2.02% 4	0.51% 1	198
McRae Park	51.27% 101	31.98% 63	13.71% 27	3.05% 6	0.00% 0	197

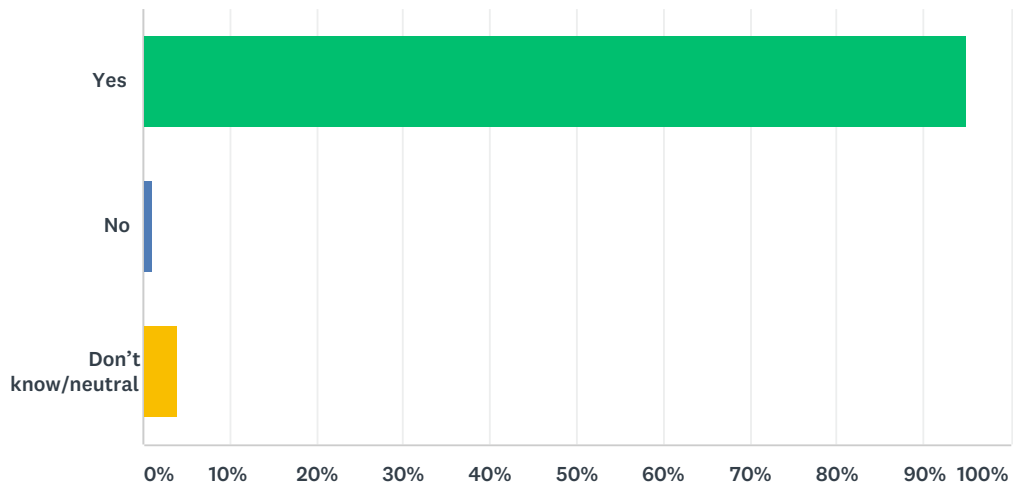
Alpena Communities' 2018 Public Input Survey

SurveyMonkey

Mich-e-ke-wis Park	14.50% 29	31.00% 62	37.00% 74	15.00% 30	2.50% 5	200
North Riverfront Park	59.80% 119	21.11% 42	13.07% 26	6.03% 12	0.00% 0	199
Rotary Island Mill Park	37.69% 75	32.66% 65	22.11% 44	7.54% 15	0.00% 0	199
South Riverfront Park	65.64% 128	17.44% 34	13.33% 26	3.59% 7	0.00% 0	195
Starlite Beach	19.50% 39	27.50% 55	34.50% 69	15.00% 30	3.50% 7	200
Sytek Park	39.80% 78	33.67% 66	16.33% 32	9.18% 18	1.02% 2	196
Thomson Park	53.61% 104	24.23% 47	13.40% 26	8.25% 16	0.52% 1	194
Washington Avenue Park	37.24% 73	35.71% 70	19.39% 38	7.14% 14	0.51% 1	196
Water Tower Park/Riverside Skate Park	75.38% 147	14.87% 29	6.67% 13	3.08% 6	0.00% 0	195

Q54 Should your local government continue to maintain and improve its park system and facilities?

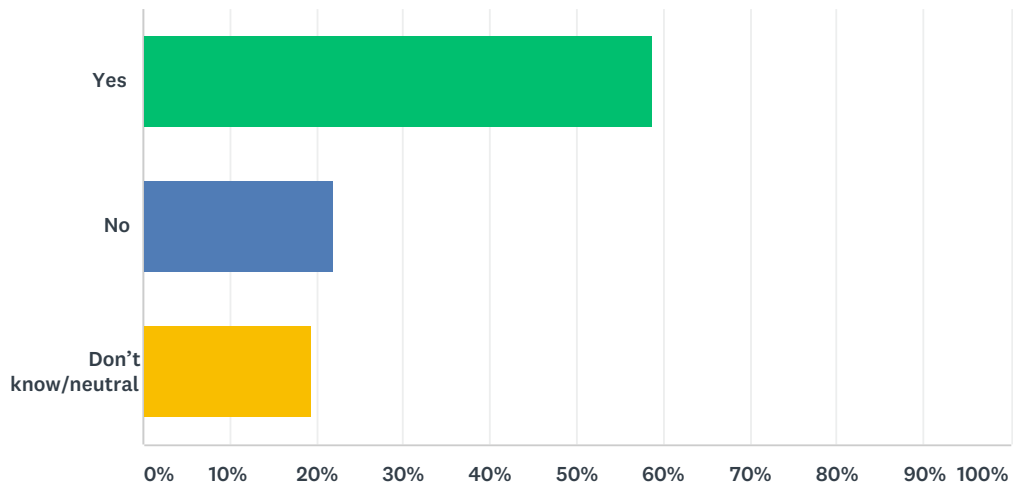
Answered: 203 Skipped: 70



ANSWER CHOICES	RESPONSES	
Yes	95.07%	193
No	0.99%	2
Don't know/neutral	3.94%	8
TOTAL		203

Q55 Should the park system and facilities be expanded in your community?

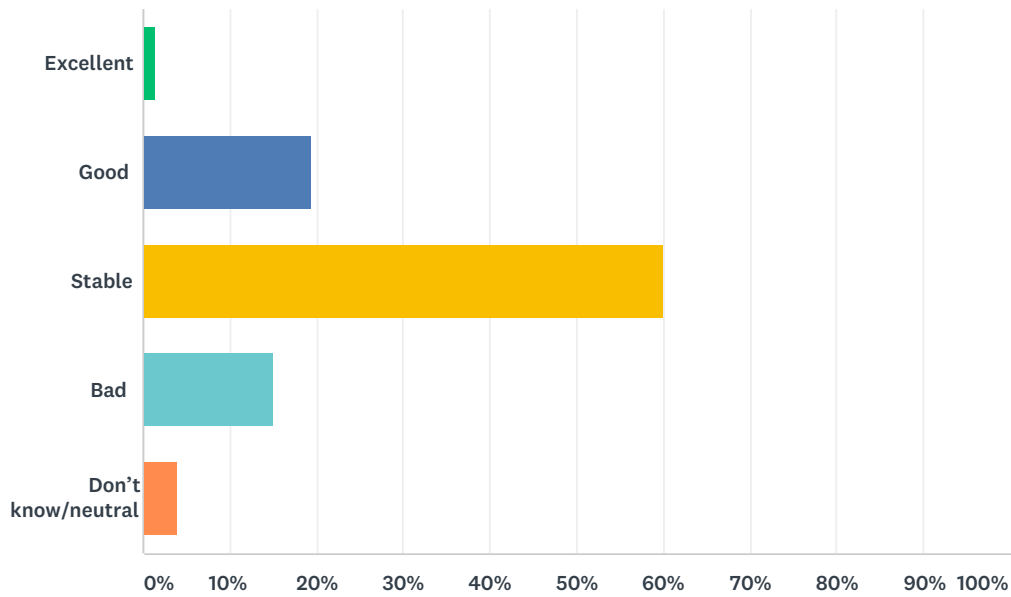
Answered: 201 Skipped: 72



ANSWER CHOICES	RESPONSES	
Yes	58.71%	118
No	21.89%	44
Don't know/neutral	19.40%	39
TOTAL		201

Q56 What is your perception of the current economic state of Alpena County?

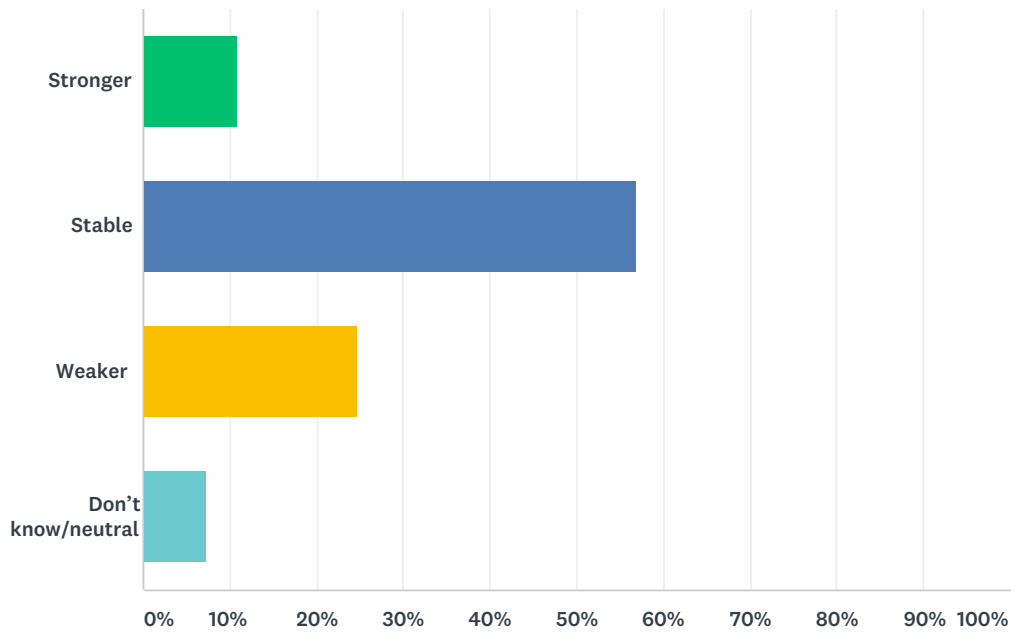
Answered: 200 Skipped: 73



ANSWER CHOICES	RESPONSES	
Excellent	1.50%	3
Good	19.50%	39
Stable	60.00%	120
Bad	15.00%	30
Don't know/neutral	4.00%	8
TOTAL		200

Q57 What is your perception of the current real estate market in Alpena County?

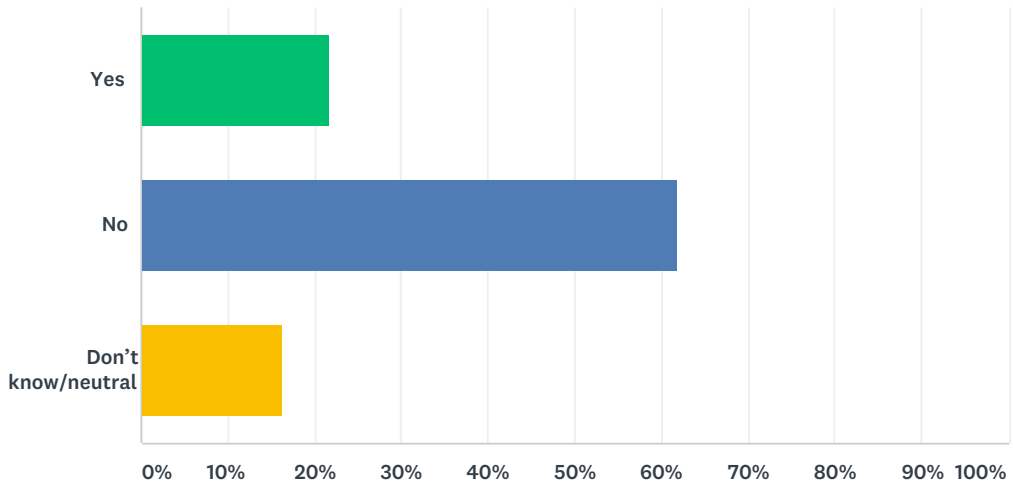
Answered: 202 Skipped: 71



ANSWER CHOICES	RESPONSES	
Stronger	10.89%	22
Stable	56.93%	115
Weaker	24.75%	50
Don't know/neutral	7.43%	15
TOTAL		202

Q58 Do you feel there are adequate job opportunities in Alpena County?

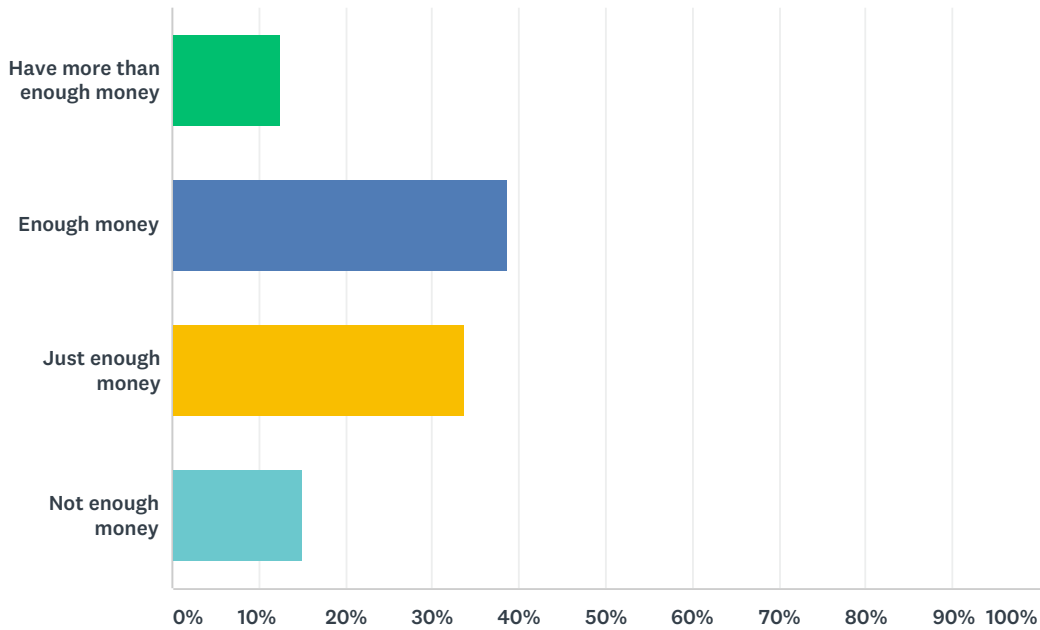
Answered: 202 Skipped: 71



ANSWER CHOICES	RESPONSES	
Yes	21.78%	44
No	61.88%	125
Don't know/neutral	16.34%	33
TOTAL		202

Q59 Which of the following best describes how well your total income meets your everyday needs for things such as housing, food, clothing, and other necessities?

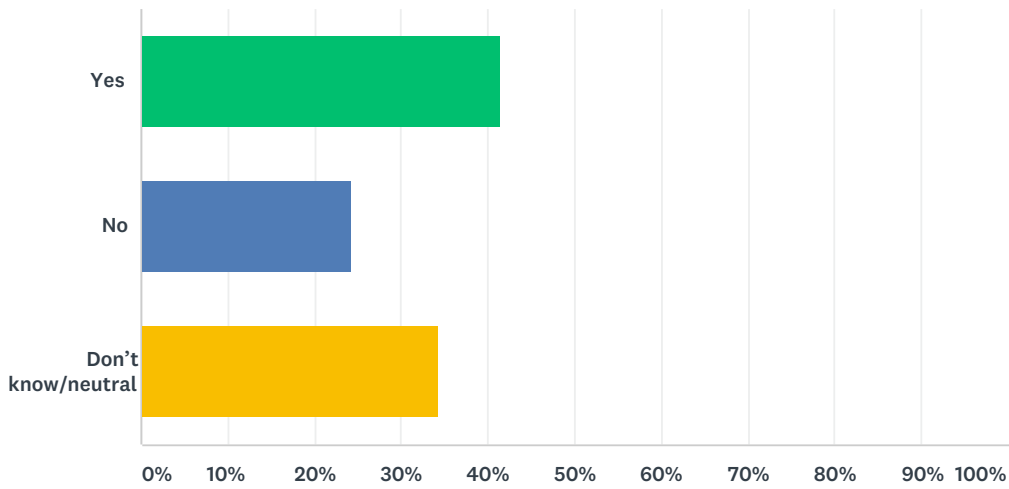
Answered: 199 Skipped: 74



ANSWER CHOICES	RESPONSES	
Have more than enough money	12.56%	25
Enough money	38.69%	77
Just enough money	33.67%	67
Not enough money	15.08%	30
TOTAL		199

Q60 If you were going to locate or relocate a business today, would you locate the business in Alpena County?

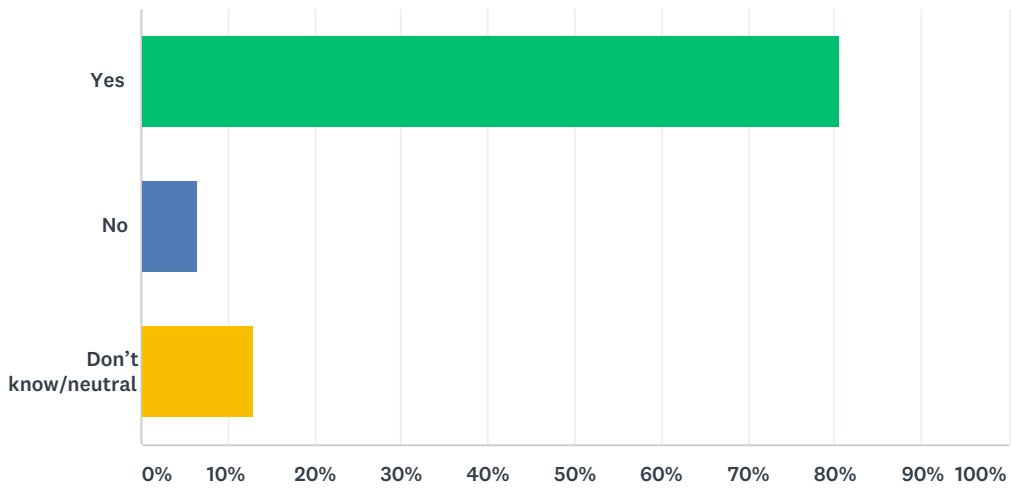
Answered: 198 Skipped: 75



ANSWER CHOICES	RESPONSES	
Yes	41.41%	82
No	24.24%	48
Don't know/neutral	34.34%	68
TOTAL		198

Q61 Do you think Alpena County has to sustain physical development in order to improve?

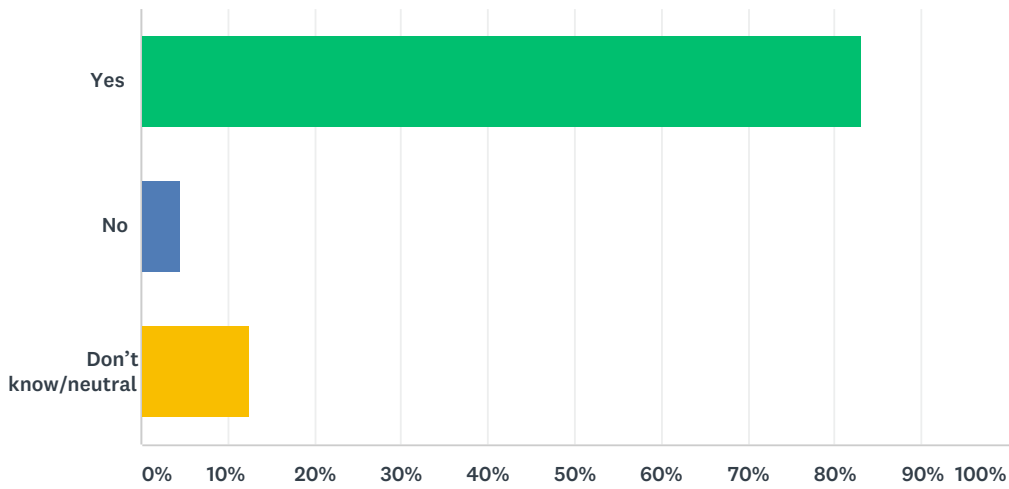
Answered: 200 Skipped: 73



ANSWER CHOICES	RESPONSES	
Yes	80.50%	161
No	6.50%	13
Don't know/neutral	13.00%	26
TOTAL		200

Q62 Do you support proactive economic development efforts to promote growth within the County?

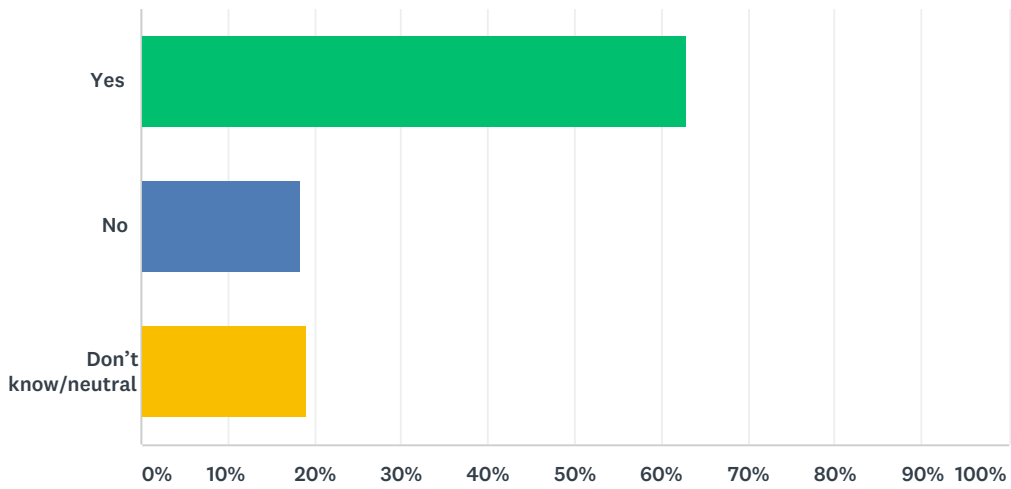
Answered: 200 Skipped: 73



ANSWER CHOICES	RESPONSES	
Yes	83.00%	166
No	4.50%	9
Don't know/neutral	12.50%	25
TOTAL		200

Q63 Do you favor partial tax abatements to attract and retain new jobs and businesses?

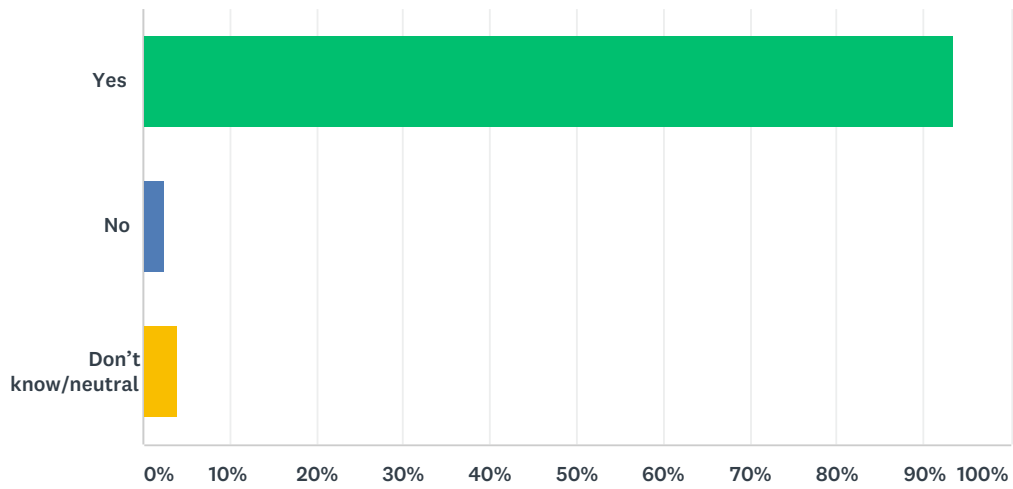
Answered: 200 Skipped: 73



ANSWER CHOICES	RESPONSES
Yes	63.00% 126
No	18.50% 37
Don't know/neutral	19.00% 38
Total Respondents: 200	

Q64 Do you think Alpena County and/or the townships within the County should actively promote tourism?

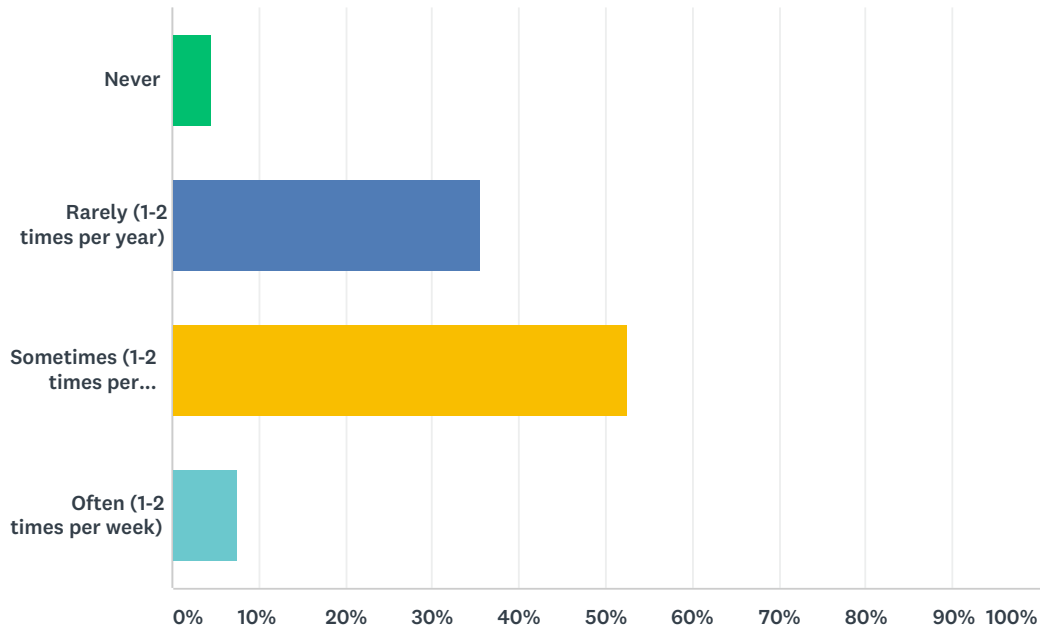
Answered: 201 Skipped: 72



ANSWER CHOICES	RESPONSES	
Yes	93.53%	188
No	2.49%	5
Don't know/neutral	3.98%	8
TOTAL		201

Q65 How often do you leave Alpena County for shopping?

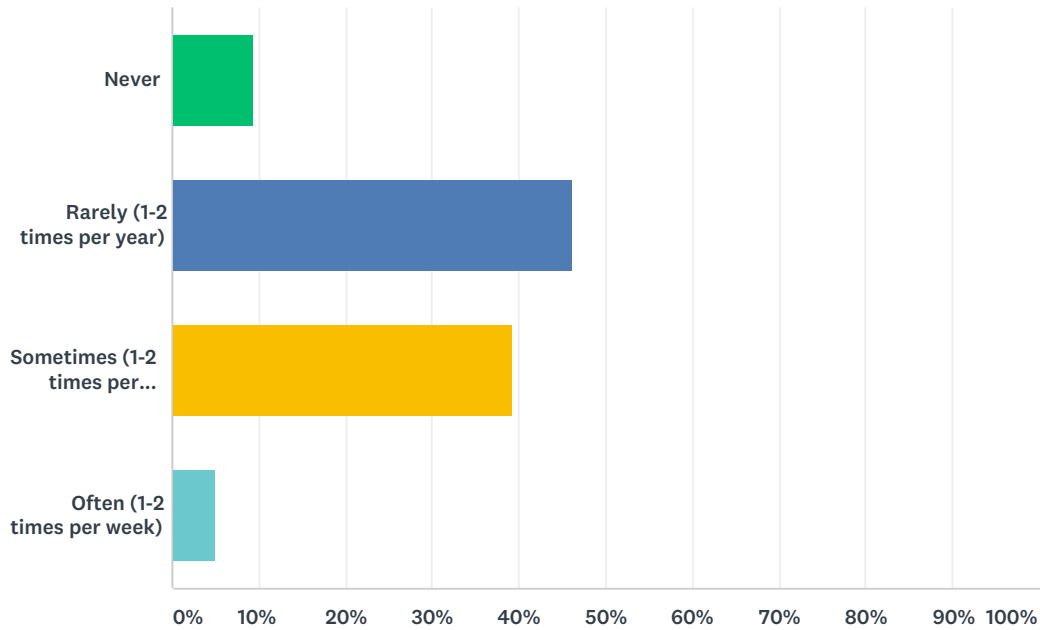
Answered: 200 Skipped: 73



ANSWER CHOICES	RESPONSES	
Never	4.50%	9
Rarely (1-2 times per year)	35.50%	71
Sometimes (1-2 times per month)	52.50%	105
Often (1-2 times per week)	7.50%	15
TOTAL		200

Q66 How often do you leave Alpena County for entertainment?

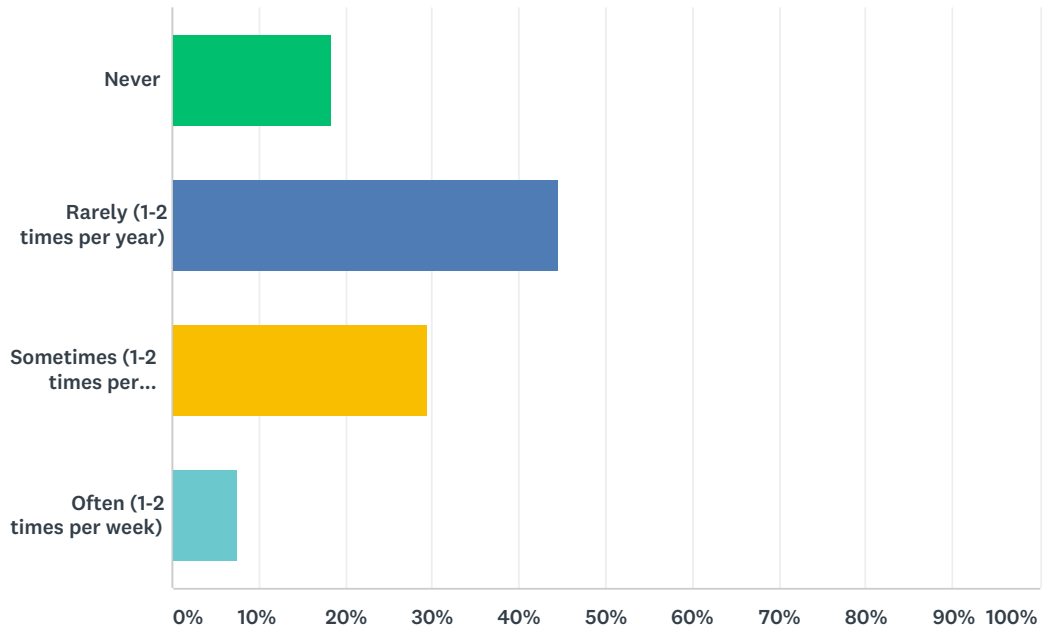
Answered: 201 Skipped: 72



ANSWER CHOICES	RESPONSES	
Never	9.45%	19
Rarely (1-2 times per year)	46.27%	93
Sometimes (1-2 times per month)	39.30%	79
Often (1-2 times per week)	4.98%	10
TOTAL		201

Q67 How often do you leave the Alpena County for medical care?

Answered: 200 Skipped: 73



ANSWER CHOICES	RESPONSES	
Never	18.50%	37
Rarely (1-2 times per year)	44.50%	89
Sometimes (1-2 times per month)	29.50%	59
Often (1-2 times per week)	7.50%	15
TOTAL		200

Q68 Please use this space to make any additional comments which might help your local government (County or Township or Village) officials plan for the community's future:

Answered: 48 Skipped: 225